





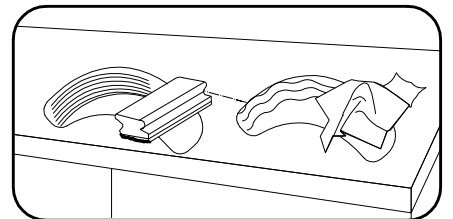
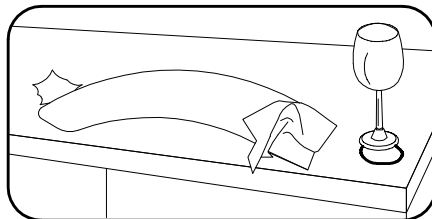
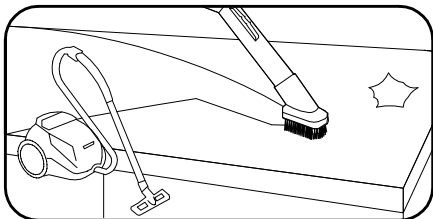




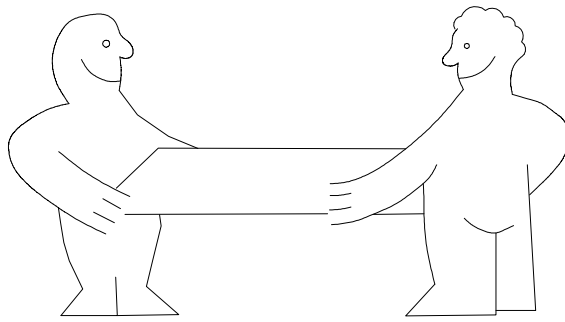



HSP 300 3trg ASK



**⚠ DEU - deutsch WARNUNG - SICHERHEITSHINWEIS**

**Nicht fachgerecht montierte oder nicht bestimmungsgemäß genutzte Möbel können lebensgefährlich sein. Daher sind folgende Sicherheitshinweise unbedingt zu beachten:**

- Die Montage der Möbel ist durch fachkundiges Personal anhand der Montageanleitung durchzuführen. Schrauben dürfen nicht überdreht werden. Kinder sind bei der Montage fernzuhalten.
- Alle Pakete sind zu öffnen und alle Montageanleitungen und Sicherheitshinweise zu lesen. Diese Dokumente sind aufzubewahren. Für die Montage sind nur Originalteile zulässig.
- Möbel mit beigelegter Wandbefestigung sind zwingend an der Wand zu befestigen. Dabei ist der beigelegte Sicherheitshinweis zur Wandbefestigung zu beachten.
- Möbel bergen Gefahren für Kinder: Achten Sie daher darauf, dass Kinder nicht in Schubladen oder auf andere Teile klettern oder sich daran hochziehen oder hängen.
- Die Möbel sind für folgende maximale Belastungen geeignet: Betten (pro Liegefläche): 100kg, Ankleidebänke: 110kg, Nachtschrank- und Kommodenplatten: 15kg, Paneel-Glasböden: 1kg, Wandoberflächen: bauartabhängig, Schubkästen: 5kg, Einlegeböden: 10kg, Kleiderstangen: 40kg, Hängeschränke: 20kg, Kleiderlitt: 10kg, Bettschubkästen: 10kg.

**⚠ ENG - english WARNING - SAFETY INSTRUCTIONS**

**Furniture that is not assembled correctly or not used as intended can be life-threatening. To avoid this danger and reduce the risk of injury, the following safety instructions must be observed:**

- The furniture must be assembled by qualified personnel in accordance with the assembly instructions. Screws must not be overtightened. Keep children away during assembly.
- All packages must be opened and all assembly instructions and safety instructions must be read. These documents must be kept in a safe place. Only original parts may be used for assembly.
- Furniture with enclosed wall mounting must be fixed to the wall. The enclosed safety instructions for wall mounting must be observed.
- Furniture harbours dangers for children: Therefore, make sure that children do not climb into drawers or onto other parts or pull themselves up or hang from them.
- The furniture is suitable for the following maximum loads: Beds (per mattress base): 100kg, dresser benches: 110kg, bedside cabinet and chest of drawers tops: 15kg, panel glass shelves: 1kg, wall boards: depending on type, drawers: 5kg, fitted shelves: 10kg, clothes rails: 40kg, wall units: 20kg, clothes lift: 10kg, bed drawers: 10kg.

**⚠ ESP - español ADVERTENCIA - INSTRUCCIONES DE SEGURIDAD**

**Los muebles que no se monten correctamente o no se utilicen conforme a lo previsto pueden poner en peligro la vida de las personas. Por lo tanto, se deben observar las siguientes instrucciones de seguridad:**

- El mobiliario debe ser montado por personal cualificado de acuerdo con las instrucciones de montaje. Los tornillos no deben apretarse en exceso. Mantenga a los niños alejados durante el montaje.
- Deben abrirse todos los embalajes y leerse todas las instrucciones de montaje y de seguridad. Estos documentos deben guardarse en un lugar seguro. Para el montaje sólo deben utilizarse piezas originales.
- Los muebles con fijaciones murales adjuntas deben fijarse a la pared. Deben observarse las instrucciones de seguridad adjuntas para el montaje mural.
- Los muebles encierran peligros para los niños: por eso, asegúrese de que los niños no se suban a los cajones o a otras partes, ni se tiren o cuelguen de ellos.
- Los muebles son adecuados para las siguientes cargas máximas: Camas (por somier): 100kg, Tocadores: 110kg, Tableros de mesillas y cajoneras: 15kg, Estantes de cristal: 1kg, Estantes de pared: según el tipo, cajones: 5 kg, estantes empotrados: 10 kg, barras de colgar: 40 kg, armarios altos: 20 kg, elevador de ropa: 10 kg, cajones de cama: 10 kg.

**⚠ NED - nederlands WAARSCHUWING - VEILIGHEIDINSTRUCTIES**

**Meubels die niet correct gemonteerd zijn of niet gebruikt worden zoals bedoeld, kunnen levensgevaarlijk zijn. Daarom moeten de volgende veiligheidsinstructies in acht worden genomen:**

- De meubels moeten door gekwalificeerd personeel worden geassembleerd volgens de montagehandleiding. Schroeven mogen niet te vast worden aangedraaid. Houd kinderen tijdens de montage uit de buurt.
- Alle verpakkingen moeten worden geopend en alle montage- en veiligheidsinstructies moeten worden gelezen. Deze documenten moeten goed worden bewaard. Voor de montage mogen alleen originele onderdelen worden gebruikt.
- Meubels met beigeleverde wandbevestigingen moeten aan de muur worden bevestigd. De bijgevoegde veiligheidsinstructies voor wandmontage moeten in acht worden genomen.
- Meubels houden gevaar in voor kinderen: zorg eraan op te merken dat kinderen niet in lades of op andere onderdelen klimmen, zich eraan optrekken of eraan gaan hangen.
- De meubels zijn geschikt voor de volgende maximale belastingen: Bedden (per matrassbodem): 100kg, commodebanken: 110kg, nachtkastje en commodebladen: 15kg, glazen legplanken: 1kg, wandplanken: afhankelijk van type, laden: 5kg, legplanken: 10kg, kledingstangen: 40kg, hangelementen: 20kg, kledinglitt: 10kg, bedladen: 10kg.

**⚠ FRA - français AVERTISSEMENT - CONSIGNE DE SÉCURITÉ**

**Les meubles qui ne sont pas montés dans les règles de l'art ou qui ne sont pas utilisés conformément à leur destination peuvent présenter un danger de mort. Par conséquent, les consignes de sécurité suivantes doivent être respectées :**

- Le montage des meubles doit être effectué par un personnel compétent à l'aide des instructions de montage. Les vis ne doivent pas être trop serrées. Éloignez les enfants pendant le montage.
- Tous les paquets doivent être ouverts et toutes les instructions de montage et les consignes de sécurité doivent être lues. Ces documents doivent être conservés. Seules les pièces d'origine sont autorisées pour le montage.
- Les meubles avec fixation murale jointe doivent impérativement être fixés au mur. Ce faisant, il convient de respecter la consigne de sécurité jointe relative à la fixation murale.
- Les meubles présentent des dangers pour les enfants : veillez donc à ce que les enfants ne grimpent pas dans les tiroirs ou sur d'autres éléments, ne s'y hissent pas et ne s'y pendent pas.
- Les meubles sont adaptés aux charges maximales suivantes : Lits (par surface de couchage) : 100kg, bancs de dressing : 110kg, panneaux de chevet et commodes : 15kg, étagères en verre de panneaux : 1kg, tableaux muraux : en fonction du type de construction, tiroirs : 5kg, étagères : 10kg, barres de penderie : 40kg, armoires suspendues : 20kg, ascenseur à vêtements : 10kg, tiroirs de lit : 10kg.

**⚠ ITA - Italiano AVVERTIMENTO - ISTRUZIONI DI SICUREZZA**

**I mobili non montati correttamente o non utilizzati come previsto possono essere pericolosi per la vita. Per evitare questo pericolo e ridurre il rischio di lesioni, è necessario osservare le seguenti istruzioni di sicurezza:**

- I mobili devono essere assemblati da personale qualificato secondo le istruzioni di montaggio. Le viti non devono essere serrate eccessivamente. Tenere lontani i bambini durante il montaggio.
- Tutte le confezioni devono essere aperte e tutte le istruzioni di montaggio e di sicurezza devono essere lette. Questi documenti devono essere conservati in un luogo sicuro. Per il montaggio devono essere utilizzati solo pezzi originali.
- I mobili con montaggio a parete devono essere fissati alla parete. Osservare le istruzioni di sicurezza allegate per il montaggio a parete.
- I mobili nascondono pericoli per i bambini: Pertanto, assicuratevi che i bambini non si arrampichino sui cassetti o su altre parti, né si tirino su o si appendano ad essi.
- I mobili sono adatti ai seguenti carichi massimi: Letti (per rete): 100 kg, panche per comò: 110 kg, piani di comodini e cassettiere: 15 kg, ripiani in vetro: 1 kg, pannelli a muro: a seconda del tipo, cassetti: 5 kg, mensole a muro: 10 kg, appendiabiti: 40 kg, pensili: 20 kg, alzabiti: 10 kg, cassetti del letto: 10 kg.

**⚠ POL - polski OSTRZEŻENIE - INSTRUKCJE BEZPIECZEŃSTWA**

**Nieprawidłowo zmontowane lub użytkowane niezgodnie z przeznaczeniem meble mogą stanowić zagrożenie dla życia. Dlatego należy przestrzegać następujących instrukcji bezpieczeństwa:**

- Meble muszą być montowane przez wykwalifikowany personel zgodnie z instrukcją montażu. Śrub nie wolno dokręcać zbyt mocno. Trzymaj dzieci z daleka podczas montażu.
- Należy otworzyć wszystkie opakowania i przeczytać wszystkie instrukcje montażu i instrukcje bezpieczeństwa. Dokumenty te należy przechowywać w bezpiecznym miejscu. Do montażu można używać wyłącznie oryginalnych części.
- Meble z dołączonymi mocowaniami ściennymi muszą być przymocowane do ściany. Należy przestrzegać załączonych instrukcji bezpieczeństwa dotyczących montażu na ścianie.
- Meble są niebezpieczne dla dzieci: dlatego należy upewnić się, że dzieci nie wspinają się do szuflad lub na inne części, nie podciągają się ani nie wiszą z nich.
- Meble są przystosowane do następujących maksymalnych obciążeń: Łóżka (za podstawę materaca): 100kg, ławy komody: 110kg, blaty szafek nocnych i komód: 15kg, półki szklane panele: 1kg, płyty ścienne: w zależności od typu, szuflady: 5kg, półki dopasowane: 10kg, drążki na ubrania: 40kg, szafki wiszące: 20kg, podnośnik do ubrań: 10kg, szuflady łóżek: 10kg.

**⚠ POR - portuguese AVISO - INSTRUÇÕES DE SEGURANÇA**

**A montagem incorrecta ou a utilização incorrecta de um móvel pode pôr em risco a sua vida. Por conseguinte, é essencial respeitar as seguintes instruções de segurança:**

- A montagem dos móveis deve ser efectuada por pessoal qualificado e de acordo com as instruções de montagem. Os parafusos não devem ser demasiado apertados. As crianças devem ser mantidas afastadas durante a montagem.
- Todas as embalagens devem ser abertas e todas as instruções de montagem e de segurança devem ser lidas. Estes documentos devem ser guardados num local seguro. Para a montagem, só podem ser utilizadas peças originais.
- Os móveis com fixações de parede incluídas devem ser fixados à parede. As instruções de segurança anexas para a montagem na parede devem ser respeitadas.
- Os móveis comportam perigos para as crianças: por isso, certifique-se de que as crianças não sobem para as gavetas ou para outras peças, nem se puxam para cima ou se penduram nelas.
- Os móveis são adequados para as seguintes cargas máximas: Camas (por base de colchão): 100 kg, bancos de vestir: 110 kg, tampos de armários de cabeceira e de cómodas: 15 kg, prateleiras de vidro: 1 kg, Prateleiras de parede: 7,5 kg consoante o tipo, gavetas: 5 kg, prateleiras embutidas: 10 kg, varões para roupa: 40 kg, móveis de parede: 20 kg, elevador de roupa: 10 kg, gavetas de cama: 10 kg.

**⚠ SVN - slovensko OPOZORILO - VARNOSTNA OPOMBA**

**Pohištvo, ki ni pravilno sestavljeno ali se ne uporablja, kot je predvideno, lahko ogrozi življenje. Da bi se izognili tej nevarnosti in zmanjšali tveganje poškodb, je treba upoštevati naslednja varnostna navodila:**

- Pohištvo mora sestaviti uposobljeno osebo po navodilih za sestavljanje. Vijaki ne smejo biti prevleči zategnjeni. Med sestavljanjem se morajo otroci izogibati.
- Vse pakete je treba odpreti in prebrati vsa navodila za montažo in varnostna navodila. Te dokumente je treba hraniti na varnem mestu. Za sestavljanje se lahko uporabljajo samo originalni deli.
- Pohištvo s priloženimi stenskimimi pritrdilji je treba pritrditi na steno. Upoštevati je treba priložena varnostna navodila za pritrditev na steno.
- Pohištvo skriva nevarnosti za otroke: zato opozorite, da otroci ne bodo plezali v predale ali na druge dele, se dvigovali ali obešali z njih.
- Pohištvo je primerno za naslednje največje obremenitve: (na vzmetnico): Vgradni predali: 100 kg, komoda: 110 kg, vrhovi nočnih omarič in komod: 15 kg, steklene police: 1 kg, stenske plošče: odvisno od vrste, predali: 5 kg, vgradne police: 10 kg, vodila za oblačila: 40 kg, stenske enote: 20 kg, dvigalo za oblačila: 10 kg, posteljni predali: 10 kg.

**⚠ CZE - český VAROVÁNÍ - BEZPEČNOSTNÍ UPOZORNĚNÍ**

**Nábytek, který není správně sestaven nebo není používán v souladu se svým určením, může být životu nebezpečný. Abyste tomuto nebezpečí předešli a snížili riziko zranění, je nezbytné dodržovat následující bezpečnostní pokyny:**

- Montáž nábytku musí provádět kvalifikovaný personál podle montážního návodu. Šrouby nesmí být příliš utahány. Děti musí být během montáže drženy mimo dosah.
- Všechna balení musí být otevřena a musí být přečteny všechny montážní a bezpečnostní pokyny. Tyto dokumenty musí být uloženy na bezpečném místě. K montáži se smí používat pouze originální díly.
- Nábytek s přiloženými nástennými úchyty musí být připevněn ke stěně. Je třeba dodržovat přiložené bezpečnostní pokyny pro montáž na stěnu.
- Nábytek skrývá nebezpečí pro děti: Dbejte proto na to, aby děti nelezly do zásuvek nebo na jiné části, nevytahovali se na ně nebo z nich nevisely.
- Nábytek je vhodný pro následující maximální zatížení: (na podklad matrace): (na matraci): 100 kg, lavičky komody: 110 kg, desky nočních stolků a komody: 15 kg, skleněné police: 1 kg, nástěnné desky: podle typu, zásuvky: 5 kg, vstavané police: 10 kg, věšáky na oblečení: 40 kg, nástěnné skříňky: 20 kg, zvedák na oběd: 10 kg, zásuvky postele: 10 kg.

**⚠ HUN - magyar FIGYELMEZTETÉS - BIZTONSÁGI MEGJEGYZÉS**

**A nem megfelelően összeszerelt vagy nem rendeltetészerűen használt bútork életveszélyesek lehetnek. Ezért a következő biztonsági utasításokat kell betartani:**

- A bútorkat szakképzett személyzetnek kell összeszerelnie az összeszerelési útmutató alapján. A csavarokat nem szabad túlhúzni. Az összeszerelés során a gyerekeket távol kell tartani.
- Minden csomagot fel kell bontani, és el kell olvasni az összes összeszerelési útmutatót és biztonsági utasítást. Ezeket a dokumentumokat biztonságos helyen kell tárolni. Az összeszereléshez csak eredeti alkatrészeket szabad felhasználni.
- A mellékelt falkarokkal ellátott bútorkat a falhoz kell rögzíteni. A mellékelt, falra szerelésre vonatkozó biztonsági utasításokat be kell tartani.
- A bútork veszélyeket rejtnek a gyermekek számára: Ezért ügyeljen arra, hogy a gyermekek ne másszanak be a fiókokba vagy más részekre, illetve ne húzzák fel magukat vagy ne lógnak le róluk.
- A bútork a következő maximális terhelésekre alkalmas: Ágyak (matracbetétként): 100 kg, komód: 110 kg, éjjeliszekrény és komód felsők: 15 kg, ívegpolcok: 1 kg, falpanel: tipustól függően, fiókok: 5 kg, beépített polcok: 10 kg, ruhatartó sín: 40 kg, fali szekrények: 20 kg, ruhanemű: 10 kg, ágymennőtartók: 10 kg.

**⚠ SVK - slovenský UPOZORNENIE - BEZPEČNOSTNÉ UPOZORNENIE**

**Nábytok, ktorý nie je správne zmontovaný alebo sa nepoužíva podľa určenia, môže byť životu nebezpečný. Preto je potrebné dodržiavať nasledujúce bezpečnostné pokyny:**

- Nábytok musí montovať kvalifikovaný personál podľa montážneho návodu. Skrutky sa nesmú príliš utahovať. Počas montáže držte deti mimo dosahu.
- Všetky obaly sa musia otvoriť a musia sa prečítať všetky montážne pokyny a bezpečnostné pokyny. Tieto dokumenty sa musia uchovávať na bezpečnom mieste. Na montáž sa môžu používať len originálne diely.
- Nábytok s priloženými nástennými úchytmi musí byť pripavený k stene. Nábytok s priloženými nástennými úchytmi musí byť pripavený k stene.
- Nábytok skrýva nebezpečenstvo pre deti: Preto dajte na to, aby deti nelezli do zásuviek alebo na iné časti, aby sa na ne nevyťahovali alebo sa z nich nezavesovali.
- Nábytok je vhodný pre nasledujúce maximálne zaťaženia: (na matrac): (na matraci): 100 kg, komoda: 110 kg, dosky nočných stolíkov a komody: 15 kg, sklenené police: 1 kg, stenové panely: v závislosti od typu, zásuvky: 5 kg, vstavané police: 10 kg, kofajničky na šaty: 40 kg, nástenné skrinky: 20 kg, výtah na šaty: 10 kg, zásuvky postele: 10 kg.

**⚠ SRB - Srpski UPOZORENJE - SIGURNOSNA OBAVEŠTENJA**

**Nameštaj koji nije pravilno sastavljen ili korišćen prema nameni može biti opasan po život. Kako biste izbegli ovu opasnost i smanjili rizik od povreda, važno je pridržavati se sledećih sigurnosnih uputstava:**

- Nameštaj mora sastaviti kvalifikovano osoblje prema uputstvima za sastavljanje. Vijci se ne smeju previše zategnuti. Držite decu na udaljenosti prilikom montaže.
- Svi paketi moraju biti otvoreni i pročitana sva uputstva za sastavljanje i sigurnosna uputstva. Ovi dokumenti se moraju čuvati. Za montažu su dopušteni samo originalni delovi.
- Nameštaj sa uključivim okovom za postavljanje na zid mora biti pričvršćen na zid u organizaciji kupca. Morate se pridržavati priloženih sigurnosnih uputstava.
- Nameštaj predstavlja potencijalnu opasnost za decu. Zbog toga, obezbedite da se decu ne penju po fiokama ili drugim delovima nameštaja, da se ne povlače ili vise na njima.
- Nameštaj je pogodan za sledeća maksimalna opterećenja: Kreveti (po bazi kreveta): -100 kg; klupe: -110 kg; noćni ormarići i dodaci za komode: -15 kg; staklene police: -1 kg; zidne police u zavisnosti od vrste: -5 kg; ugradne police: -10 kg; garderobna šipka za odeću: -40 kg; zidne jedinice: -20 kg; podizač odeće: -10 kg; police za krevet: -10 kg.

## ⚠️ LTU - LIETUVIŲ ĮSPĖJIMAS - SAUGOS PASTABA

Netinkamai sumontuoti arba ne pagal paskirtį naudojami baldai gali kelti pavojų gyvybei. Norint išvengti šio pavojaus ir sumažinti susižalojimo riziką, būtina laikytis toliau pateiktų saugos nurodymų:

- Baldus turi surinkti kvalifikuoti darbuotojai pagal surinkimo instrukcijas. Negalima per daug priveržti varžtų. Surinkimo metu vaikai turi būti atokiau.
- Visos pakuočės turi būti atidarytos ir perskaitytos visos surinkimo instrukcijos bei saugos nurodymai. Šie dokumentai turi būti laikomi saugioje vietoje. Montuojant galima naudoti tik originalias dalis.
- Baldai su pridėtamais sieniniais tvirtinimo elementais turi būti pritvirtinti prie sienos. Būtina laikytis pridėdamų saugos instrukcijų dėl tvirtinimo prie sienos.
- Baldai kelia pavojų vaikams: todėl pasirūpinkite, kad vaikai neliptų į stalčius ar kitas jų dalis, nesikeltų į juos ir nesikabinėtų ant jų.
- Baldai tinka toliau nurodytoms didžiųjų apkravoms: lovos (vienam čiužiniui): 100 kg, komoda: 110 kg, naktinių stalčių ir komodų stalviršiai: 15 kg, stiklinės lentynos: 1 kg, sieninės plokštės: (priklausomai nuo tipo), stalčiai: 5 kg, įmontuotos lentynos: 10 kg, drabužių bėgeliai: 40 kg, sieninės spintelės: 20 kg, drabužių keltuvas: 10 kg, lovos stalčiai: 10 kg.

## ⚠️ MLT - MALTI TWISSJA - AVVIŻ TAS-SIGURTÀ

Għamara li mhix immuntata sew jew użata għall-iskop maħsub tagħha tista 'tkun ta' theddida għall-ħajja. Għalhekk, l-Istruzzjonijiet tas-sigurtà li ġejjin għandhom jiġu osservati:

- L-għamara għandha tkun immuntata minn personal kwalifikat bl-użu tal-istruzzjonijiet tal-assemblaġġ. Il-viti m'għandhomx jiġu sikkati żżejjed. It-tfal għandhom jinżammu 'l bogħod waqt l-assemblaġġ.
- Il-pakketti kollha għandhom jinfehta u l-instruzzjonijiet kollha tal-assemblaġġ u l-istruzzjonijiet tas-sigurtà jinqraw. Dawn id-dokumenti għandhom jinżammu. Partijiet originali biss huma permessi għall-assemblaġġ.
- Għamara b'immuntar fuq il-ħajt inkluż għandha itwahaħ mal-ħajt. L-istruzzjonijiet tas-sigurtà magħluqa għall-immuntar mal-ħajt għandhom jiġu osservati.
- L-għamara tohloq perikli għat-tfal: Jekk jogħġbok kun żgur li t-tfal ma jittigħux fil-kxaxen jew partijiet oħra, jiġbdu lihom infushom jew jiddendlu magħhom.
- L-għamara hija adattata għat-tagħbijiet massimi li ġejjin: Sodod (għal kull topper tas-saqqu): 100 kg, sedli tal-dresser: 110 kg, komodini u aċċessorji tal-dresser: 15 kg, kxaġef tal-ħġeġ: 1 kg, pannelli tal-ħajt: skont il-tip, kxaxen: 5 kg, kxaġef inkorporati: 10 kg, linji tal-hwejjeġ: 40 kg, għamara tal-ħajt: 20 kg, lift tal-hwejjeġ: 10 kg, kxaxen tas-sodda: 10kg.

## ⚠️ ROU - ROMÂN AVERTIZARE - NOTĂ DE SIGURANȚĂ

Mobilă care nu este asamblată corect sau care nu este utilizată conform destinației poate pune viața în pericol. Prin urmare, trebuie respectate următoarele instrucțiuni de siguranță:

- Mobilă trebuie asamblată de personal calificat folosind instrucțiunile de asamblare. Șuruburile nu trebuie strânse prea tare. Copiii trebuie ținuti departe în timpul asamblării.
- Toate ambalajele trebuie deschise și trebuie citite toate instrucțiunile de asamblare și instrucțiunile de siguranță. Aceste documente trebuie păstrate într-un loc sigur. Pentru asamblare pot fi utilizate numai piese originale.
- Mobilierul cu elemente de fixare pe perete include trebuie să fie fixat pe perete. Trebuie respectate instrucțiunile de siguranță anexate pentru montarea pe perete.
- Mobilă ascunde pericole pentru copii: prin urmare, asigurați-vă că copiii nu se urcă în sertare sau pe alte părți, nu se trag în sus sau nu se agăță de ele.
- Mobilierul este adecvat pentru următoarele sarcini maxime: Paturi (per topper saltea): 100 kg, comodă: 110 kg, blaturi pentru noptieră și comodă: 15 kg, rafturi din sticlă: 1 kg, panouri de perete: în funcție de tip, sertare: 5 kg, rafturi încorporate: 10 kg, bare pentru haine: 40 kg, unități de perete: 20 kg, ridicător de haine: 10 kg, sertare de pat: 10 kg.

## ⚠️ SWE - SVENSKA VARNING - SÄKERHETSMEDELANDE

Möbler som inte är korrekt monterade eller som inte används på avsett sätt kan vara livsfarliga. För att undvika denna fara och minska risken för skador är det viktigt att följa följande säkerhetsanvisningar:

- Möblerna måste monteras av kvalificerad personal enligt monteringsanvisningarna. Skruvarna får inte dras åt för hårt. Barn ska hållas borta under monteringen.
- Alla förpackningar måste öppnas och alla monteringsanvisningar och säkerhetsanvisningar måste läsas. Dessa dokument måste förvaras på ett säkert ställe. Endast originaldelar får användas vid monteringen.
- Möbler med medförlagda väggfästen måste fästas i väggen. Beakta bifogade säkerhetsanvisningar för väggmontering.
- Möbler innebär faror för barn: Se därför till att barn inte klättrar in i lådor eller på andra delar och inte heller drar sig upp eller hänger i dem.
- Möblerna är lämpliga för följande maximala belastningar: Sängar (per bäddmadrass): 100 kg, byrå: 110 kg, nattduksbord och byråskivor: 15 kg, glashyllor: 1 kg, väggpaneler: beroende på typ, lådor: 5 kg, inbyggda hyllor: 40 kg, klädstångar: 40 kg, väggskåp: 20 kg, klädlyft: 10 kg, sänglådor: 10 kg.

## ⚠️ GRC - ελληνικά ΠΡΟΕΙΔΟΠΟΙΗΣΗ - ΟΔΗΓΙΕΣ ΑΣΦΑΛΕΙΑΣ

Τα έπιπλα που δεν έχουν συναρμολογηθεί σωστά ή δεν χρησιμοποιούνται όπως προβλέπεται μπορεί να είναι απειλητικά για τη ζωή. Επομένως, πρέπει να τηρούνται οι ακόλουθες οδηγίες ασφαλείας:

- Τα έπιπλα πρέπει να συναρμολογηθούν από εξειδικευμένο προσωπικό σύμφωνα με τις οδηγίες συναρμολόγησης. Οι βίδες δεν πρέπει να αφιρτώνται υπερβολικά. Τα παιδιά πρέπει να μόνον μακριά κατά τη συναρμολόγηση.
- Όλες οι συσκευασίες πρέπει να είναι ανοιχτές και όλες οι οδηγίες συναρμολόγησης και οι οδηγίες ασφαλείας πρέπει να διαβάζονται και να φυλάσσονται σε ασφαλές μέρος. Για τη συναρμολόγηση επιτρέπεται να χρησιμοποιούνται μόνο γνήσια εξαρτήματα.
- Τα έπιπλα με κλειστά επιτοιχία εξαρτήματα πρέπει να στερεώνονται στον τοίχο. Πρέπει να τηρούνται οι συνημμένες οδηγίες ασφαλείας για την τοποθέτηση στον τοίχο.
- Τα έπιπλα κρύνουν κινδύνους για τα παιδιά: Για το λόγο αυτό, βεβαιωθείτε ότι τα παιδιά δεν σκαρφαλώνουν στα συρτάρια ή σε άλλα μέρη ή δεν τραβιούνται ή κρέμονται από αυτά.
- Τα έπιπλα είναι κατάλληλα για τα ακόλουθα μέγιστα φορτία: Κρεβάτια (ανά επικάλυψη στρώματος): συρτάρια: 110 kg, κομοδίνα και συρτάρια: 15 kg, γυάλινα ράφια: 1 kg, επιτοιχία πάνελ: ανάλογα με τον τύπο, συρτάρια: 5 kg, ενσωματωμένα ράφια: 10 kg, ράφες ρούχων: 40 kg, επιτοιχία έπιπλα: 20 kg, ανυψωτικό ρούχων: 10 kg, συρτάρια κρεβατιού: 10 kg.

## ⚠️ IRL - GAELIGE RABHADH - FÓGRA SÁBHÁILTEACHTA

Is féidir le troscán nach gcuirtear le chéile i gceart nó nach n-úsáidtear chun na críche atá beartaithe dó a bheith bagrach don bheatha. Dá bhri sin, ní mór cloi leis na treoracha sábháilteachta seo a leanas:

- Ní mór do phearsnach cáilithe an troscán a chur le chéile ag baint úsáide as na treoracha tionóil. Níor cheart scríúna a róthéamh. Ní mór leanai a choinneáil ar shiúl le linn tionóil.
- Ní mór gach pacáiste a oscailt agus gach treoir tionóil agus treoracha sábháilteachta a léamh. Ní mór na doiciméid seo a choinneáil. Ní cheadaítear ach páirteanna bunaidh a chur le chéile.
- Ní mór troscán le gléasadh balla san áireamh a cheangal leis an mballa. Ní mór cloi leis na treoracha sábháilteachta iniata le haghaidh gléasta balla.
- Tá contúirtí ag baint le troscán do leanaí: Cinntigh le do thoil nach dtógfaidh leanaí isteach i drawers nó páirteanna eile, go dtarrainginn siad suas iad féin nó nach gcloifidh siad leo.
- Tá an troscán oiriúnach do na hualái uasta seo a leanas: Leapaicha (in aghaidh an topper toichta): 100 kg, suíocháin gúna: 110 kg, táblaí cois leapa agus ceangaltáin gúna: 15 kg, seilfeanna gloine: 1 kg, painéil balla: ag brath ar an gceinéal, tarraiceán: 5 kg, Seilfeanna insuite: 10 kg, ráillí éadaí: 40 kg, troscán balla: 20 kg, ardaítheoir éadaí: 10 kg, tarraiceáin leaba: 10kg.

## ⚠️ HRV - Hrvatski UPOZORENJE - SIGURNOSNA OBAVIJEST

Namještaj koji nije pravilno sastavljen ili korišten prema namjeni može biti opasan po život. Kako biste izbjegli ovu opasnost i smanjili rizik od ozljeda, važno je pridržavati se sljedećih sigurnosnih uputa:

- Namještaj mora sastaviti kvalificirano osoblje prema uputama za sastavljanje. Vijci se ne smiju previše zategnuti. Az őszeszerezelés során a gyerekekét távol kell tartani.
- Sva pakiranja moraju biti otvorena i pročítane sve upute za sastavljanje i sigurnosne upute. Ovi dokumenti moraju se čuvati. Za montažu su dopušteni samo originalni dijelovi.
- Namještaj s uključenom montažom na zid mora biti pričvršćen na zid. Morate se pridržavati priloženih sigurnosnih uputa za zidnu montažu.
- Namještaj predstavlja opasnost za djecu: Pazite da se djeca ne penjaju u ladice ili druge dijelove, da se ne povlače ili vise na njima.
- Namještaj je prikladan za sljedeća maksimalna opterećenja: Kreveti (po nadmadracu): 100 kg, sjedala za komode: 110 kg, noćni ormarići i dodaci za komode: 15 kg, staklene police: 1 kg, zidne ploče: ovisno o vrsti, ladice: 5 kg, ugradbene police: 10 kg, šipke za odjeću: 40 kg, zidni namještaj: 20 kg, podizač odjeće: 10 kg, ladice za krevet: 10 kg.

## ⚠️ LVA - Latviešu BRĪDINĀJUMS - DROŠĪBAS INSTRUKCIJAS

Mēbeles, kas nav pareizi samontētas vai netiek lietotas atbilstoši paredzētajam mērķim, var apdraudēt dzīvību. Lai izvairītos no šādām briesmām un samazinātu traumu risku, ir svarīgi ievērot turpmāk minētos drošības norādījumus:

- Mēbeles jāsamontē kvalificētam personālam saskaņā ar montāžas instrukcijām. Skrūves nedrīkst pārspīlēt. Montāžas laikā bērniem jābūt prom.
- Jāatver visi iepakojumi un jāizlasa visas montāžas instrukcijas un drošības norādījumi. Šie dokumenti jāglabā drošā vietā. Izmantot tikai oriģinālās detaļas.
- Mēbeles ar pievienotiem sienas stiprinājumiem jāpiestiprina pie sienas. Jāievēro pievienotie drošības norādījumi par montāžu pie sienas.
- Mēbeles slēpj briesmas bērniem: tāpēc pārliecinieties, ka bērni neļien atvilktnēs vai uz citām mēbeļu daļām, nevelk uz tām vai karājas uz tām.
- Mēbeles ir piemērotas šādām maksimālajām slodzēm: Gultas (uz matrača pārvalka): 100 kg, kumodes: 110 kg, naktsskapīšu un kumodes virsma: 15 kg, stikla plaukti: 1 kg, sienas paneļi: atkarībā no tipa, atvilktnes: 5 kg, iebūvētie plaukti: 10 kg, drēbju pakaramie: 40 kg, sienas skapīši: 20 kg, drēbju pacelājs: 10 kg, gultas atvilktnes: 10 kg.

## ⚠️ BGR - Български ПРЕДУПРЕЖДЕНИЕ - ИНСТРУКЦИИ ЗА БЕЗОПАСНОСТ

Мебели, които не са сглобени правилно или не се използват по предназначение, могат да бъдат опасни за живота. Следователно трябва да се спазват следните инструкции за безопасност:

- Мебелите трябва да се сглобяват от квалифициран персонал в съответствие с инструкциите за сглобяване. Винтовете не трябва да се затягат прекалено. Децата трябва да се държат настрана по време на монтажа.
- Всички опаковки трябва да бъдат отворени и всички инструкции за монтаж и безопасност трябва да бъдат прочетени и съхранявани безопасно. За сглобяване могат да се използват само оригинални части.
- Мебелите с вградени приспособления трябва да бъдат закрепени към стената. Трябва да се спазват приложените инструкции за безопасност при монтаж на стена.
- Мебелите крият опасности за децата: Затова се уверете, че децата не се катерят по чекмеджетата или по други части, не се издърпват или не висят от тях.
- Мебелите са подходящи за следните максимални натоварвания: легла (за един топ матрац): 100 кг, скрин: 110 кг, плотове за нощни шкафчета и скрин: 15 кг, стъклени рафтове: 1 кг, стени панели: в зависимост от вида, чекмеджета: 5 кг, вградени рафтове: 10 кг, релси за дрехи: 40 кг, стени шкафове: 20 кг, подемник за дрехи: 10 кг, чекмеджета за легла: 10 кг.

## ⚠️ DNK - Dansk ADVARSEL - SIKKERHEDSINSTRUKTIONER

Møbler, der ikke er samlet korrekt eller ikke anvendes efter hensigten, kan være livsfarlige. For at undgå denne fare og reducere risikoen for skader skal følgende sikkerhedsanvisninger overholdes:

- Møblerne skal samles af kvalificeret personale i overensstemmelse med monteringsvejledningen. Skruer må ikke overspændes. Børn skal holdes væk under monteringen.
- Alle pakker skal åbnes, og alle monteringsanvisninger og sikkerhedsanvisninger skal læses. Disse dokumenter skal opbevares på et sikkert sted. Der må kun bruges originale dele til monteringen.
- Møbler med vedlagte vægbeslag skal fastgøres til væggen. De vedlagte sikkerhedsanvisninger for vægmontering skal overholdes.
- Møbler rummer farer for børn: Sørg derfor for, at børn ikke kravler ind i skuffer eller på andre dele eller trækker sig op eller hænger i dem.
- Møblerne er egnede til følgende maksimale belastninger: Senge (pr. topmadræs): 100 kg, kommode: 110 kg, natbords- og kommodeplader: 15 kg, glashylder: 1 kg, vægpaneler: afhængigt af type, skuffer: 5 kg, indbyggede hylder: 10 kg, bøjlestænger: 40 kg, overskabe: 20 kg, tøjlift: 10 kg, sengeskuffer: 10 kg.

## ⚠️ EST - Eesti HOIATUS - OHUTUSJUHISED

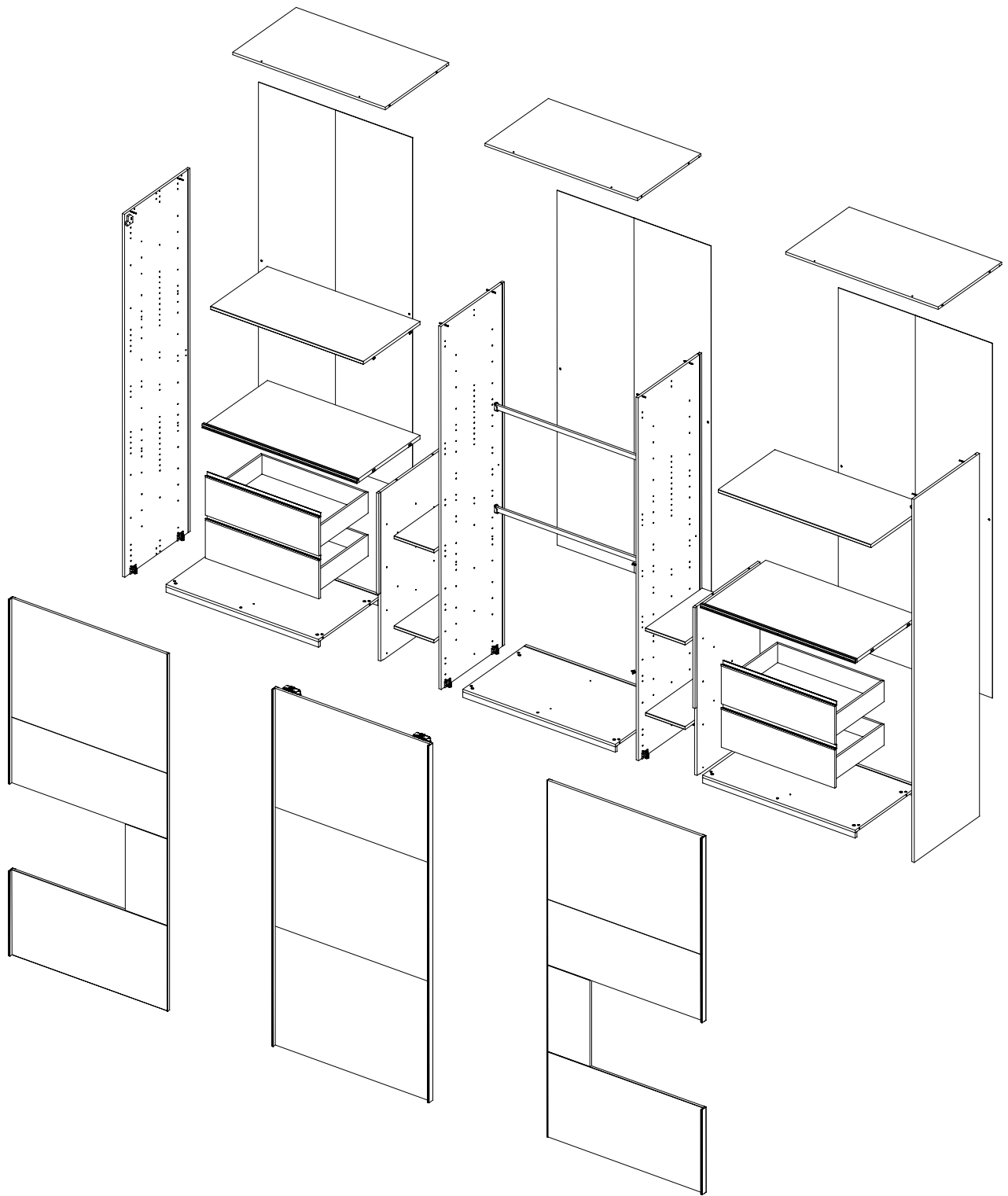
Korrektselt kokku panemata või mitte ettenähtud viisil kasutatav mööbel võib olla eluohtlik. Selle ohu vältimiseks ja vigastusohu vähendamiseks on oluline järgida järgmisi ohutusjuhiseid:




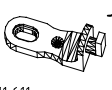
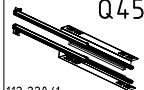
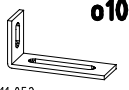
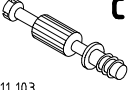

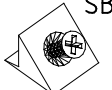





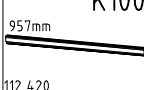










- Mööblit peavad monteerima kvalifitseeritud töötajad vastavalt monteerimisjuhendile. Krusivitsid ei tohi üle pingutada. Lapsed tuleb kokkupaneku ajal eemal hoida.
- Kõik pakendid tuleb avada ning lugeda kõiki koostamisjuhiseid ja ohutusjuhiseid. Neid dokumente tuleb hoida turvalises kohas. Kokkupanekus tohib kasutada ainult originaalosi.
- Kinnitatud seinakinnitustega mööbel tuleb kinnitada seinale külge. Tuleb järgida lisatud ohutusjuhiseid seinakinnituse kohta.
- Mööbel käitkeb endas ohte lastele: seepärast veenduge, et lapsed ei roni sahtlitesse või muudesse osadesse, ei tõmba end üles ega ripu nende külge.
- Mööbel sobib järgmistele maksimaalsetele koormustele jaoks: Voodid (ühel madratsitopperi kohta): 100 kg, kapp: 110 kg, öökappide ja kappide laud: 15 kg, klaasriiulid: 1 kg, seinapaneelid: sõltuvalt tüübist, sahtlid: 5 kg, sisseehitatud riiulid: 10 kg, riideriulid: 40 kg, seinapaneelid: 20 kg, riitelifti: 10 kg, voodisahtlid: 10 kg.









## ⚠️ FIN - suomalainen VAROITUS - TURVALLISUUSOHJEET









Huonekalut, joita ei ole koottu oikein tai joita ei käytetä tarkoitettulla tavalla, voivat olla hengenvaarallisia. Tämän vaaran välttämiseksi ja loukkaantumisriskin vähentämiseksi on noudatettava seuraavia turvallisuusohjeita:









- Pätevän henkilöstön on koottava kalusteet kokoonpano-ohjeiden mukaisesti. Ruuveja ei saa kiristää liikaa. Lapsset on pidettävä loitolla kokoamisen aikana.
- Kaikki pakkaukset on avattava ja kaikki kokoonpano- ja turvallisuusohjeet on luettava. Nämä asiakirjat on säilytettävä turvallisessa paikassa. Kokoonpanossa saa käyttää vain alkuperäisiä osia.
- Huonekalut, joissa on mukana seinäkinnikkeet, on kinnitettävä seinään. Oheisia seinäkinnitystä koskevia turvallisuusohjeita on noudatettava.
- Huonekaluihin liittyy vaaroja lapsille: Varmista siksi, että lapset eivät kiipeile laatikoihin tai muiniin osiin eivätkä vedä itseään ylös tai roiku niistä.
- Huonekalut soveltuvat seuraaville enimmäiskuurmille: Sängyt (patjanpäällistä kohtden): Sängyt (patjanpäällistä kohtden): 100 kg, lipasto: 110 kg, yöpöydän ja lipaston yläosat: 15 kg, lasihyllyt: 1 kg, seinäpaneelit: tyyppistä riippuen, vetolaatikot: 5 kg, sisäänrakennetut hyllyt: 10 kg, vaateangot: 40 kg, vaatelementit: 20 kg, vaatehissi: 10 kg, sängyn laatikot: 10 kg.





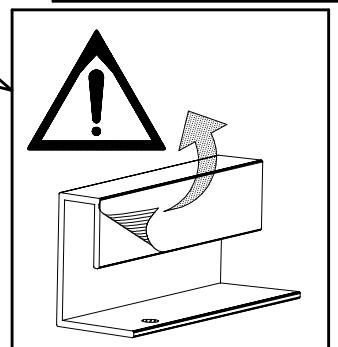
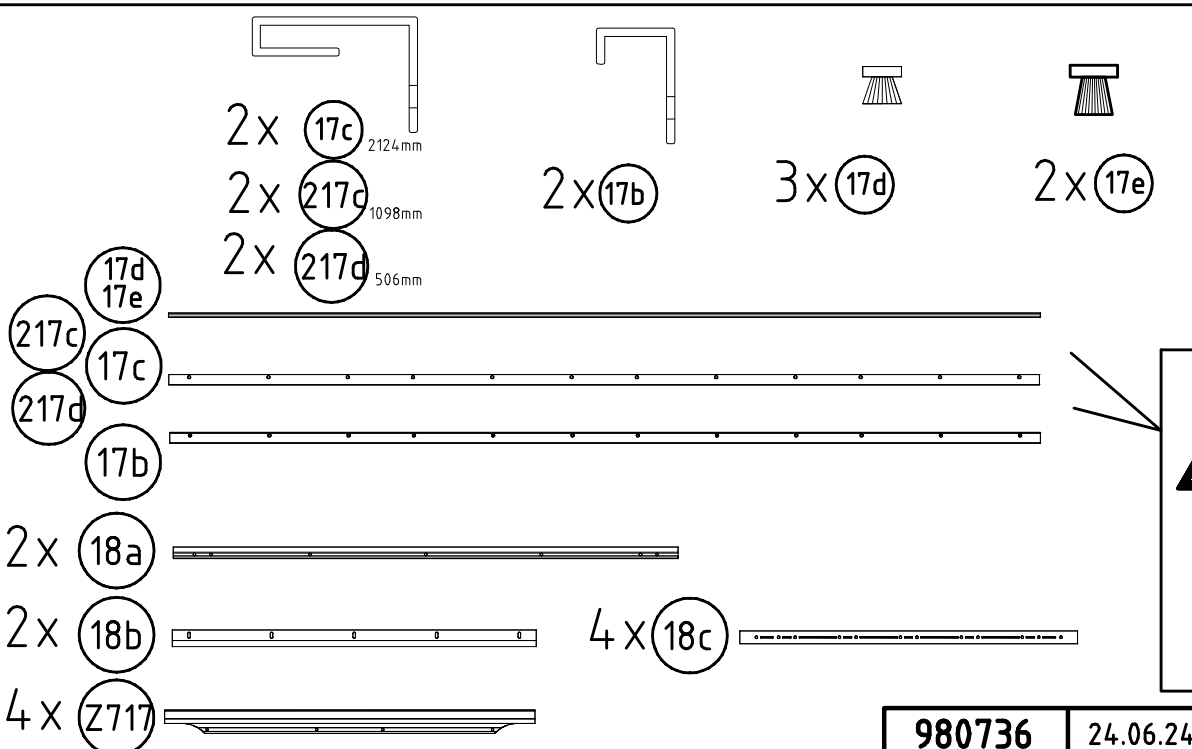
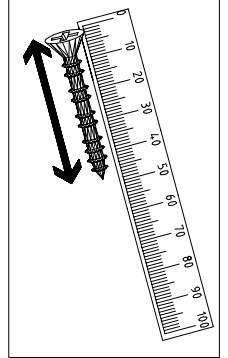
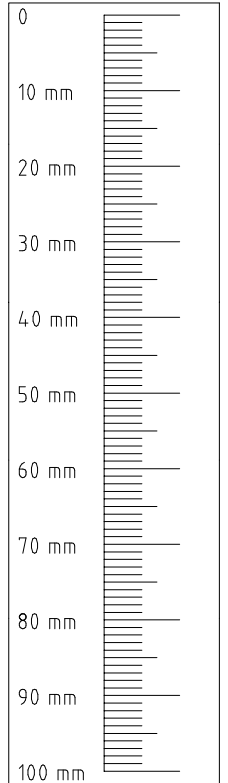
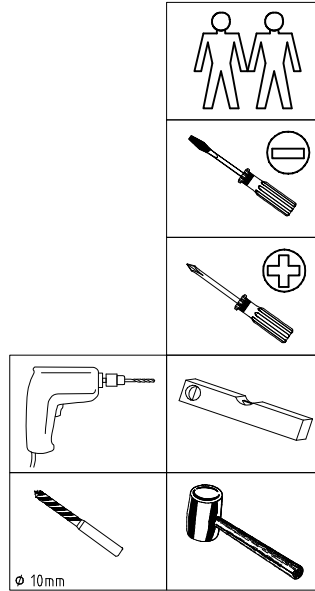
 A1 111 149	24x	 S0 111 300	15x	 K2 117 002	4x	 J2 111 611	9x	 Q45 112 220/1	4x	 o10 111 052	1x
 C 111 103	8x	 V12 111 xxx φ12	15x	 SBV	32x	 T1 6,3 x 10,5 mm	30x	 T3 M6 x 10	8x	 SP13 4 X 13mm	4x
 F3	8x	 G1 121 370	42x	 K100 957mm	2x	 L8 112 055	24x	 G25 3,5 x 4,0 mm	14x	 D8 111 152 φ18 x 8 x 4	12x
 F 111 229	8x	 VB23 111 252	8x	 D 353 018 φ8 x 30	4x	 Z 163 007	4x	 G21 3 x 13 mm	16x	 F5 111 xxx φ5 x 15 x M4	8x
								 MS 14 121 010 M4 x 14	8x		

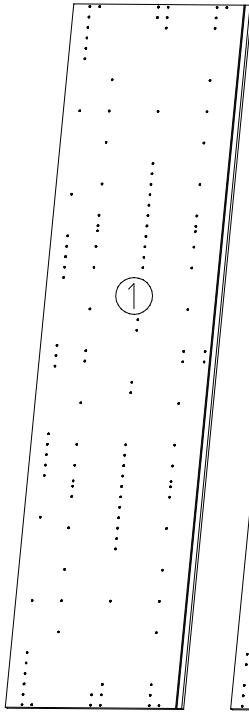
 SW-LP L=2920/1151+1769	1x
 SW-FP L=2920/1150+1768	1x
 SW-AS	2x
 SW-SKL	1x
 SW-SKR	1x
 SW-F1	6x
 SW-F2	4x
 SW-F3	2x

 SW-ST	2x
 SW-M6x20	2x
 M4 x 13 mm GH13 121 xxx	6x
 M4 x 10 mm G43 121 xxx	6x
 SW-LA LA12117	2x
 SW-LB LA12116	2x
 SW-LD LA12175	1x
 SW-LE LA12176	1x

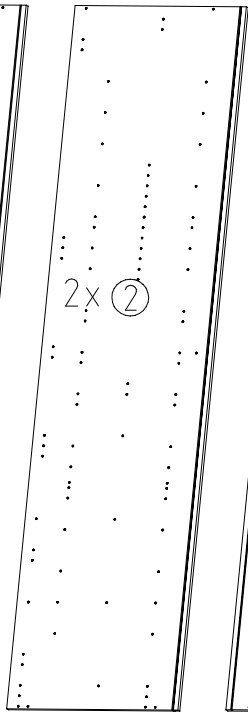
 SW-AMD	1x
 SW-SKM	3x
 SW-STM 3,5 x 15 mm	1x
 G1 121 370	14x
 G14 3,5 x 35 mm	2x
 SP13 4 X 13mm	136x
 T2 121 122	38x
 H5 111 030	8x

 SW-M4x8	2x
 SW-M4	2x

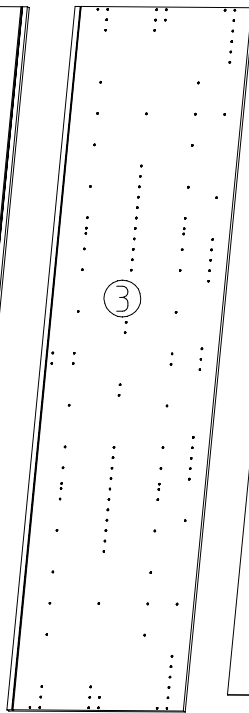




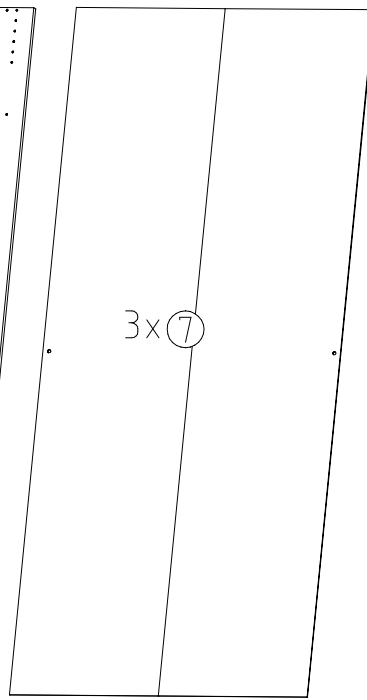
2160x577x15



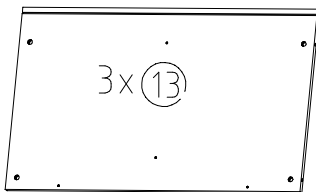
2160x560x15



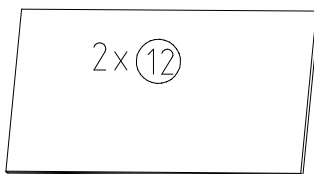
2160x577x15




2111x973x2,5



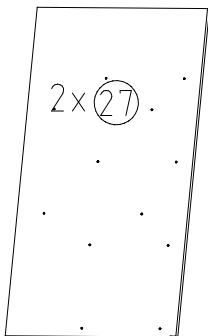
964x560x15



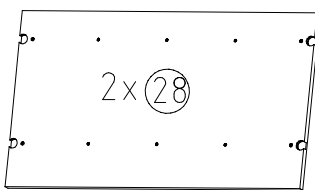
964x500x18



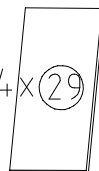
964x560x47



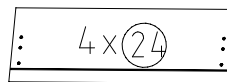
1009x540x15



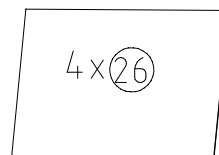
964x540x22



250x500x18



717x227x15



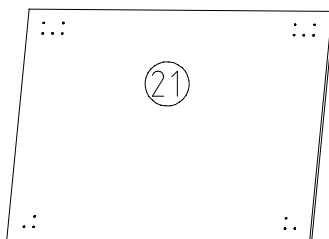
661x449x2,5



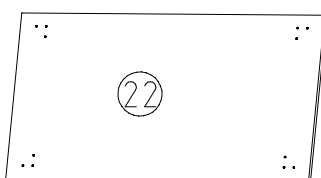
660x16x15



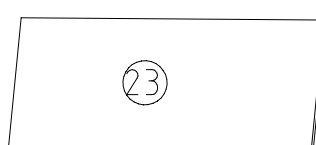
450/675/450x126x12



5x 990x708x15



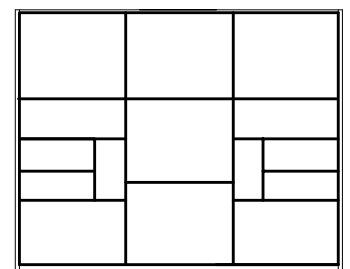
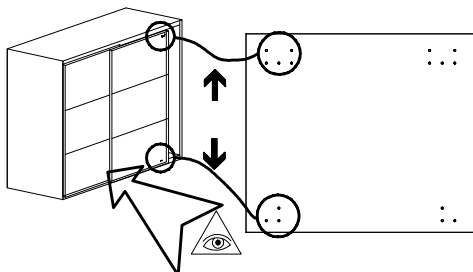
2x 990x508x15



2x 990x392x15



2x 268x516x15



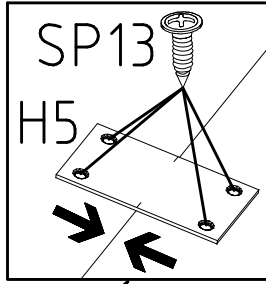
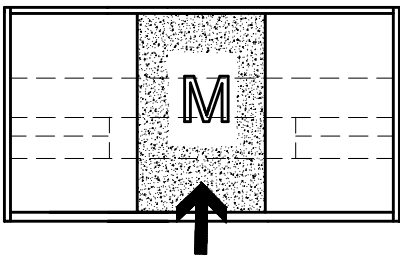
L M R

980736

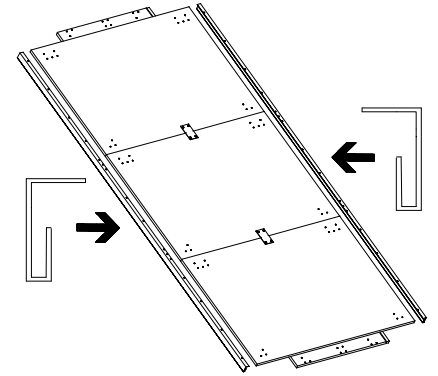
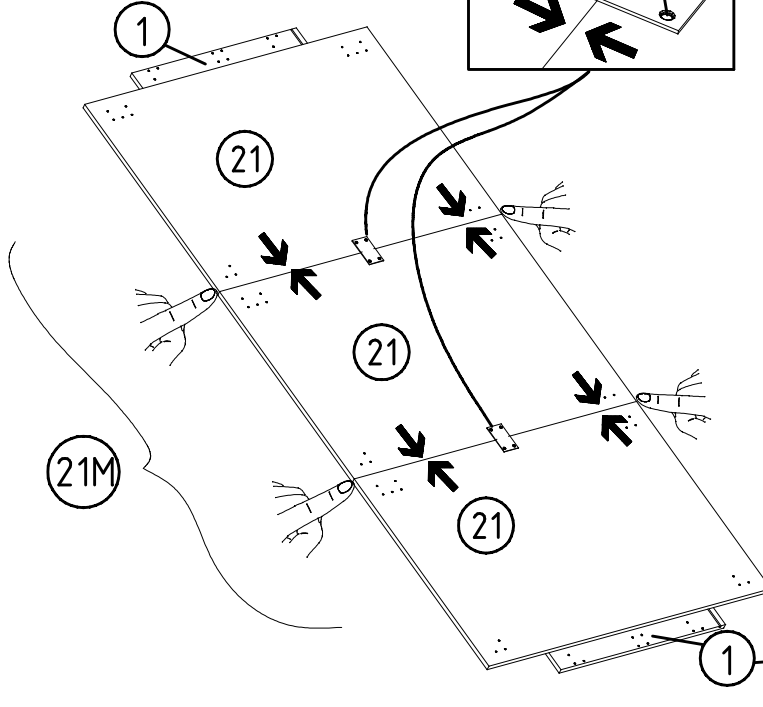
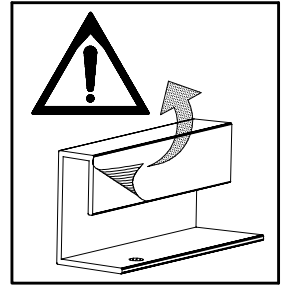
24.06.24 / 15.08.24

08 24 4/30

1

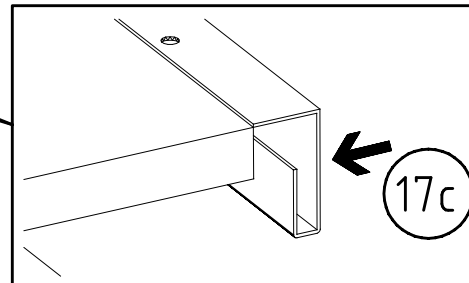
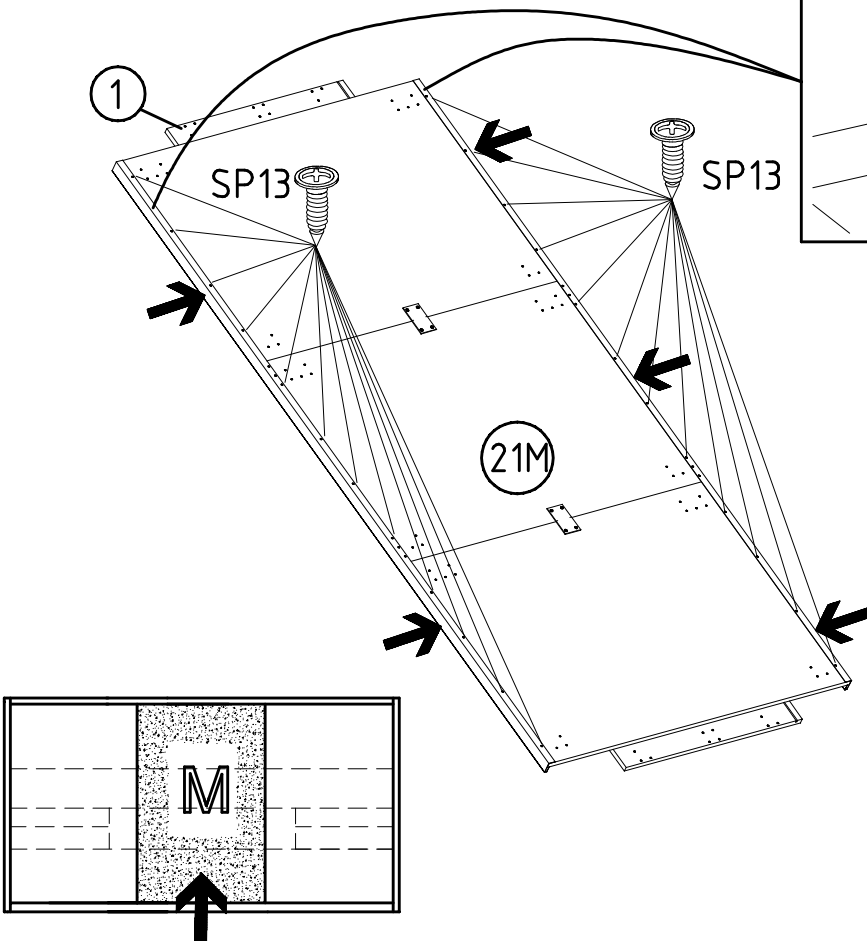


H5 4 X 13mm SP13  
 114 183 121 122



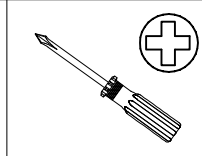
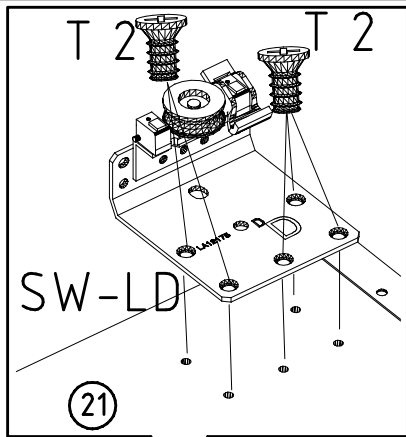
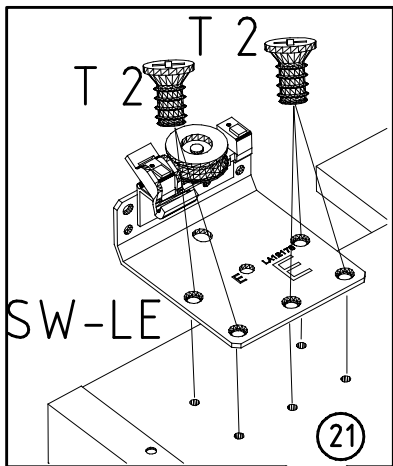
2x (17c)

2

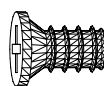


SP13 4 X 13mm  
 121 122

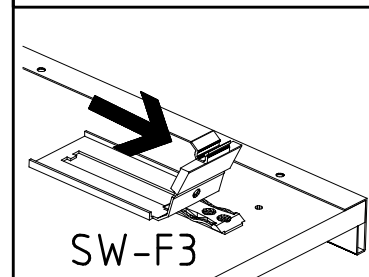
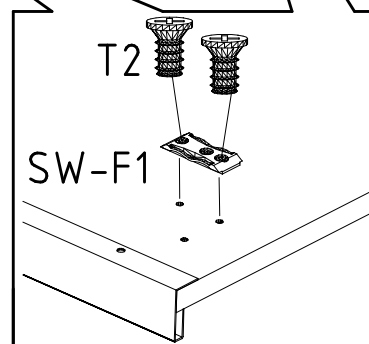
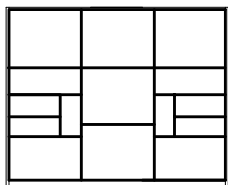
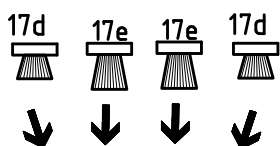
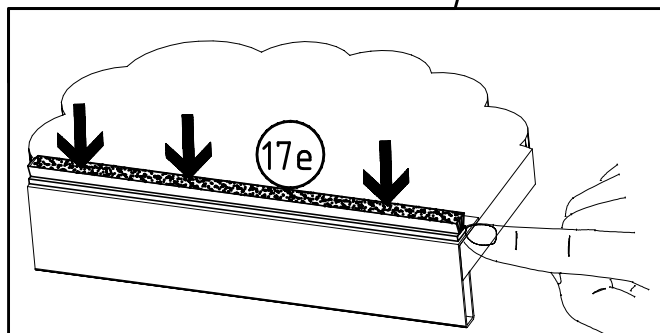


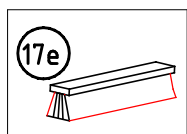
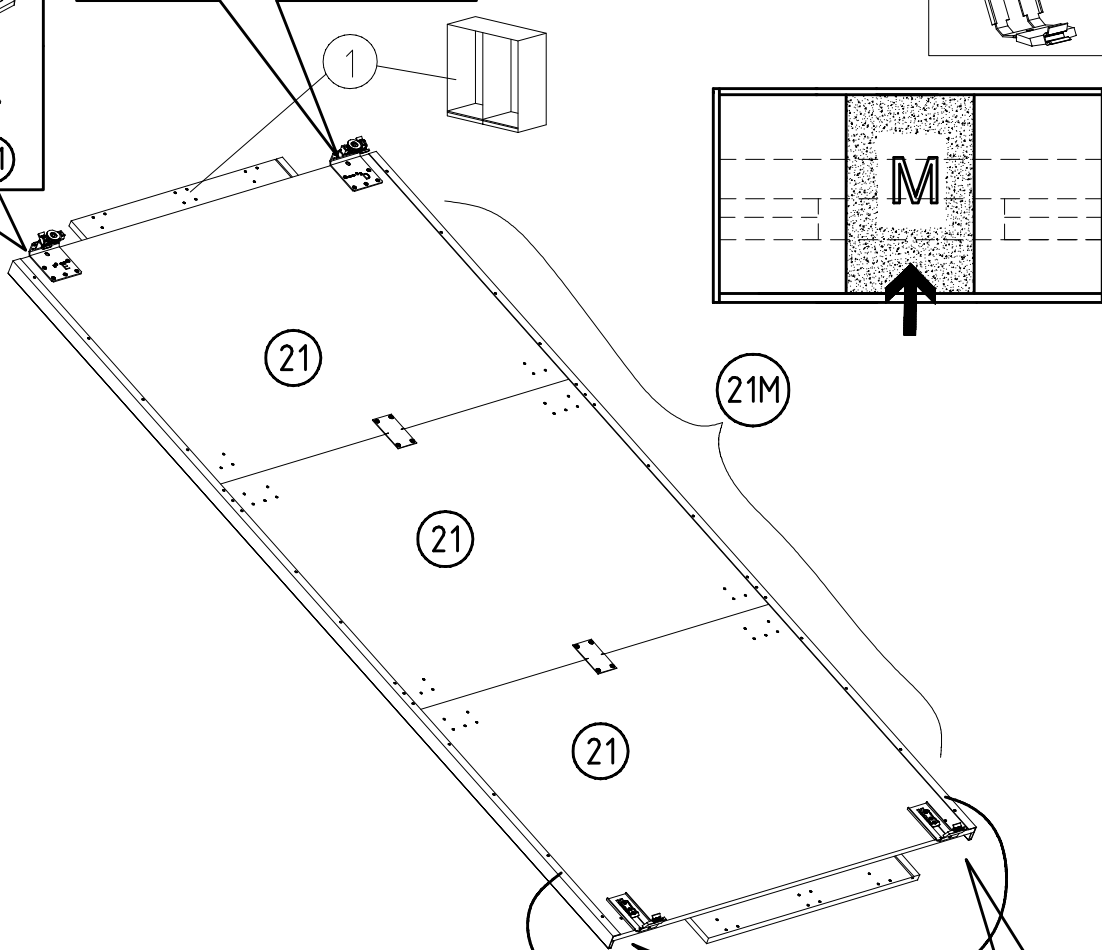

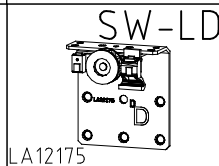

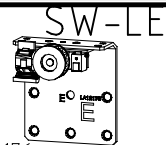
3a



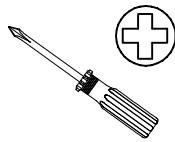
6,3 x 10,5 mm T2



111 030 LA12176



3b



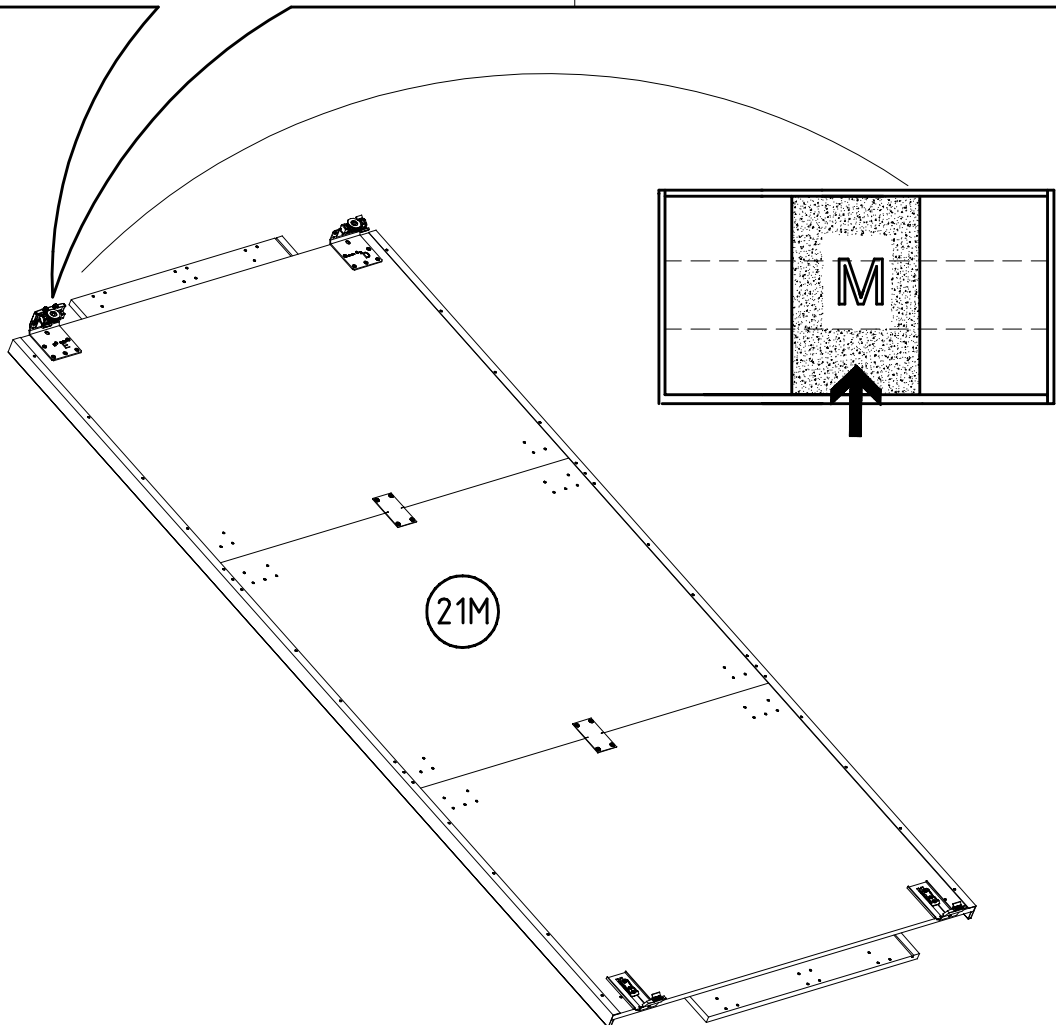
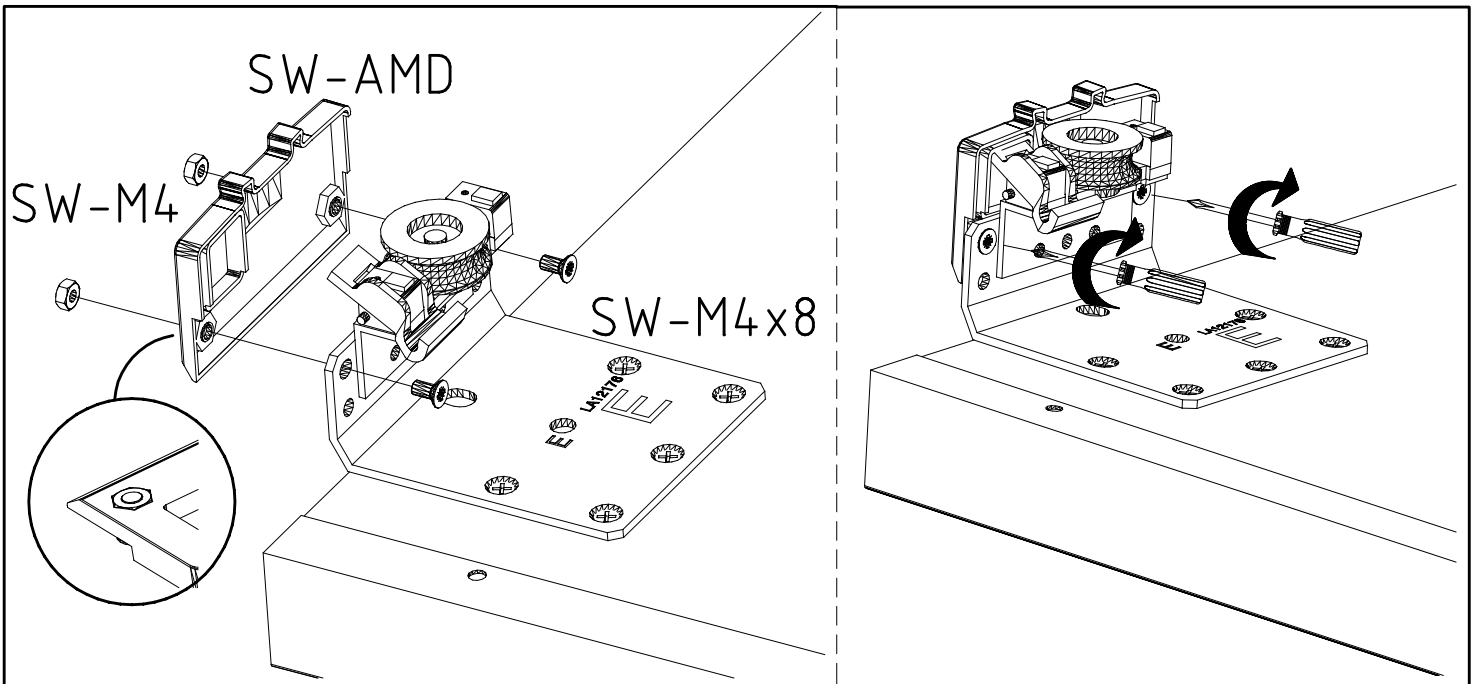
SW-M4x8



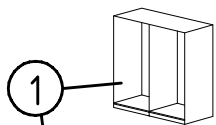
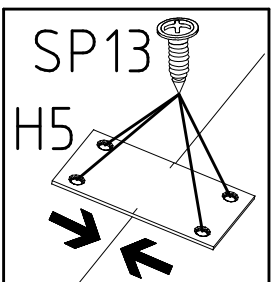
SW-M4



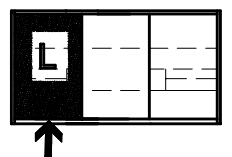
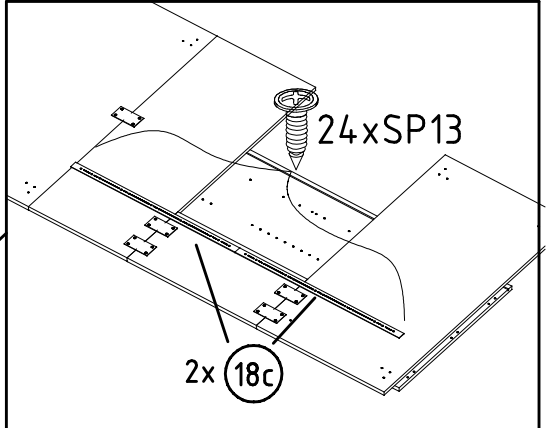
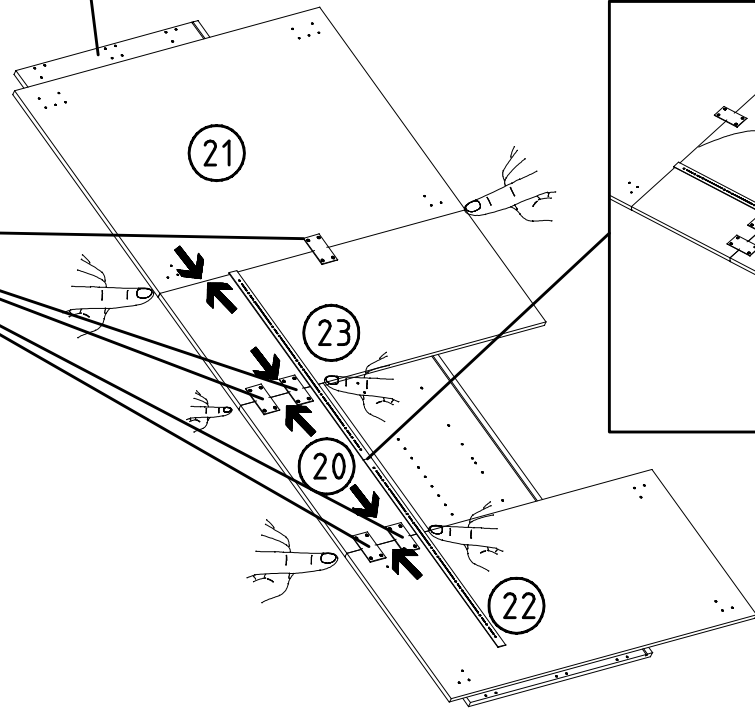
SW-AMD




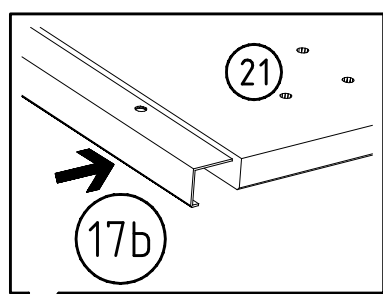
4



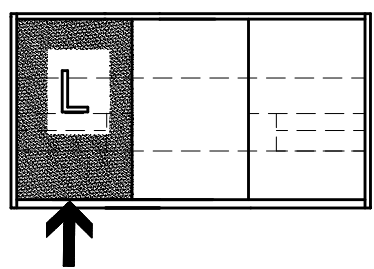
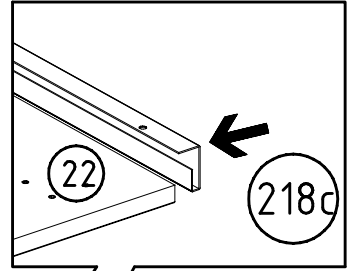
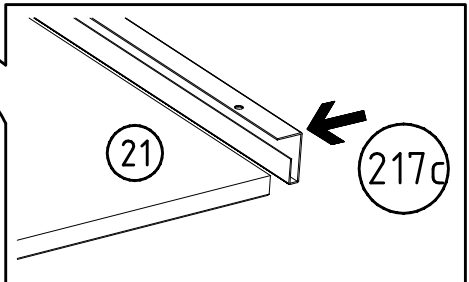
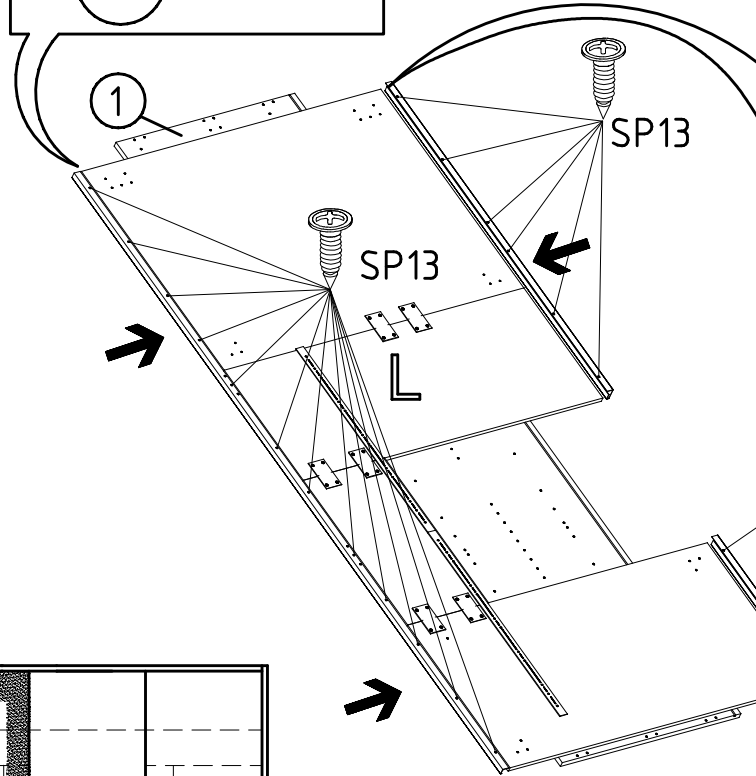
H5 114 183	4 X 13mm 121 122	SP13 121 122	
---------------	---------------------	-----------------	--



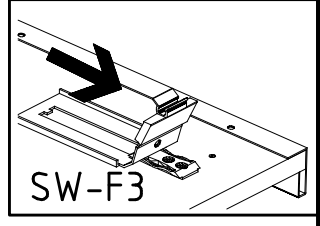
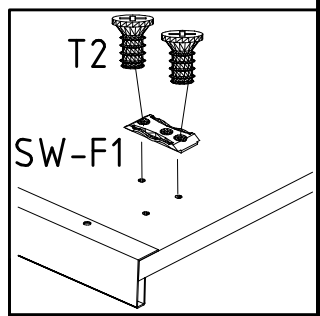
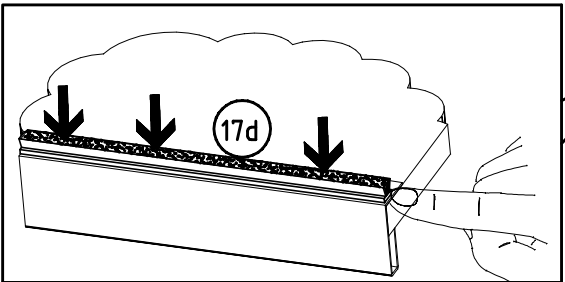
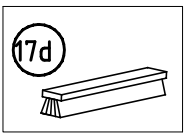

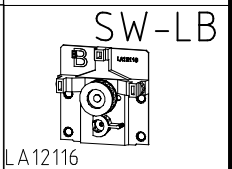

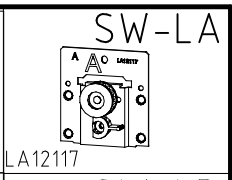
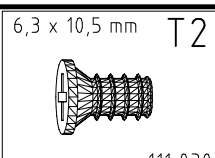
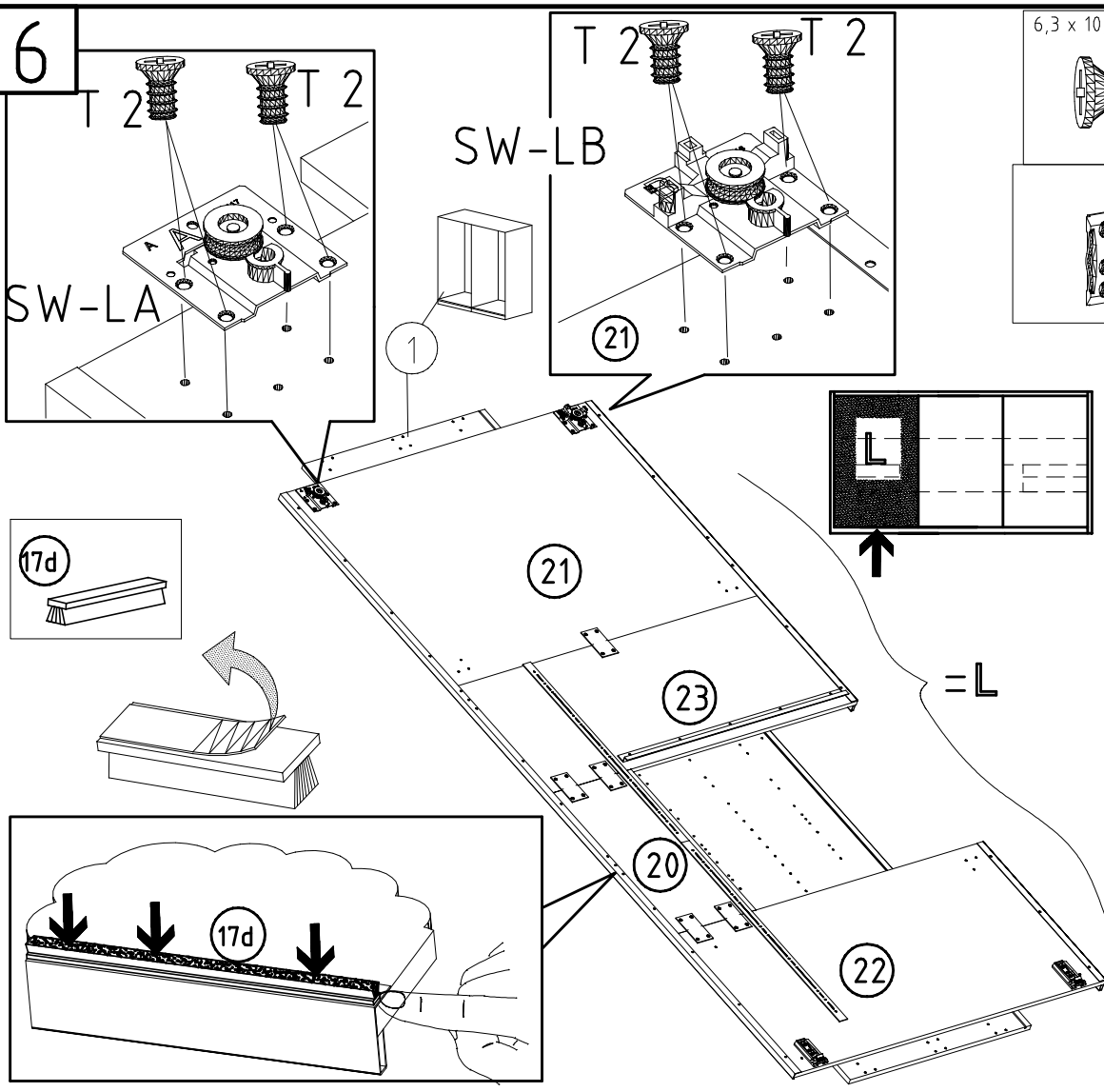
5



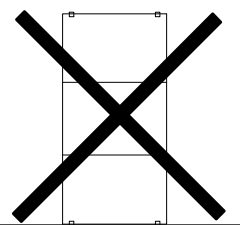
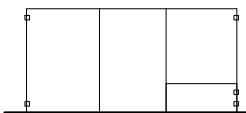


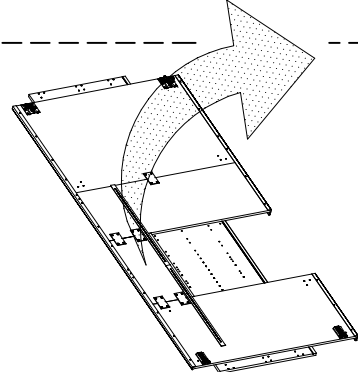
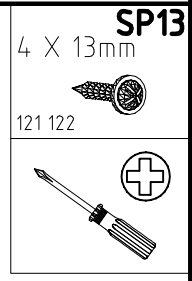
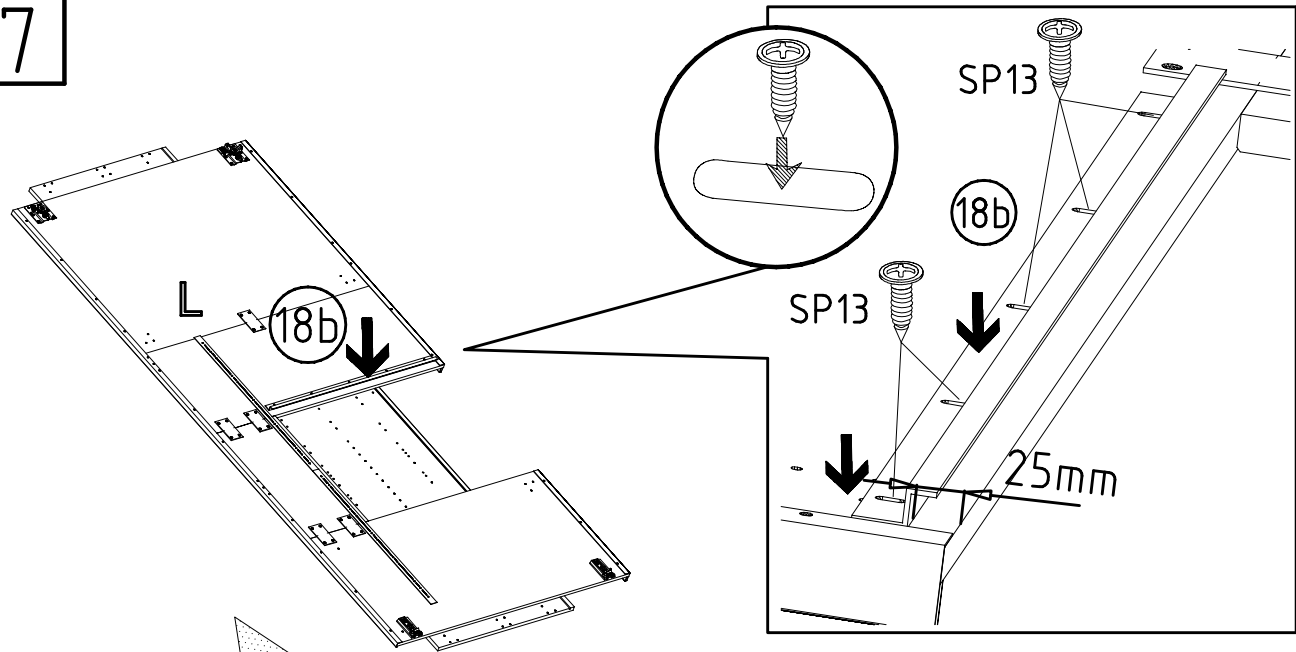
1x 218c	1x 217c	1x 17b	4 X 13mm 121 122	SP13
---------	---------	--------	---------------------	------



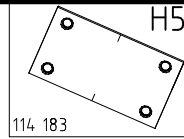
6



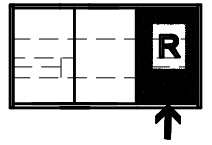
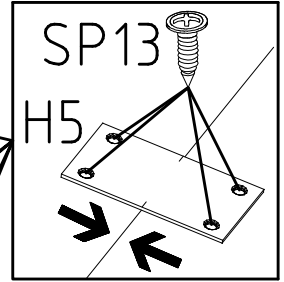
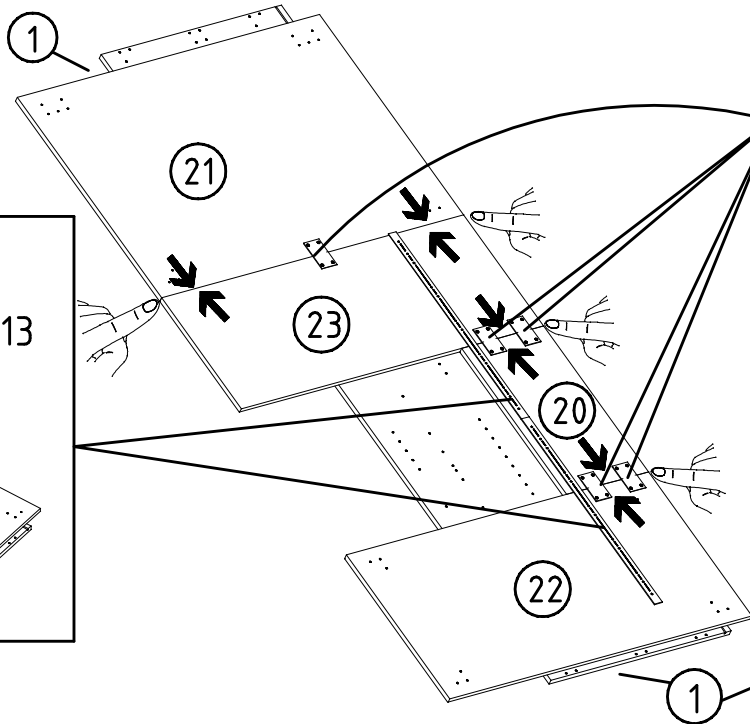
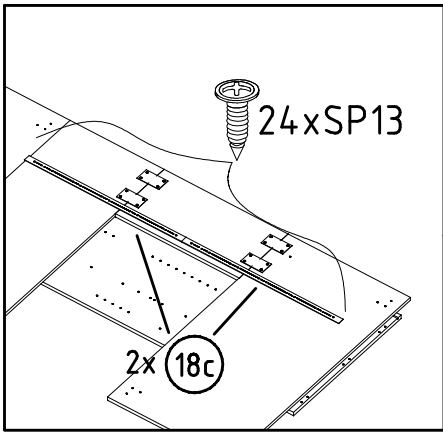
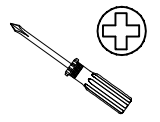
7



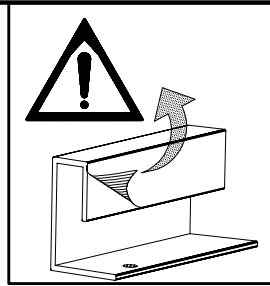
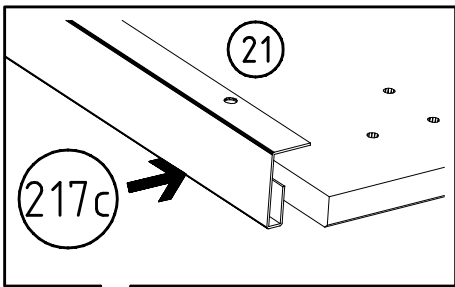
8



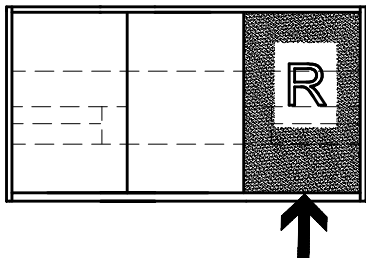
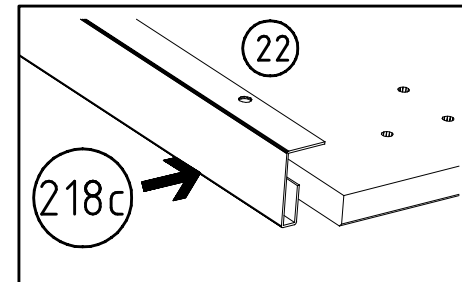
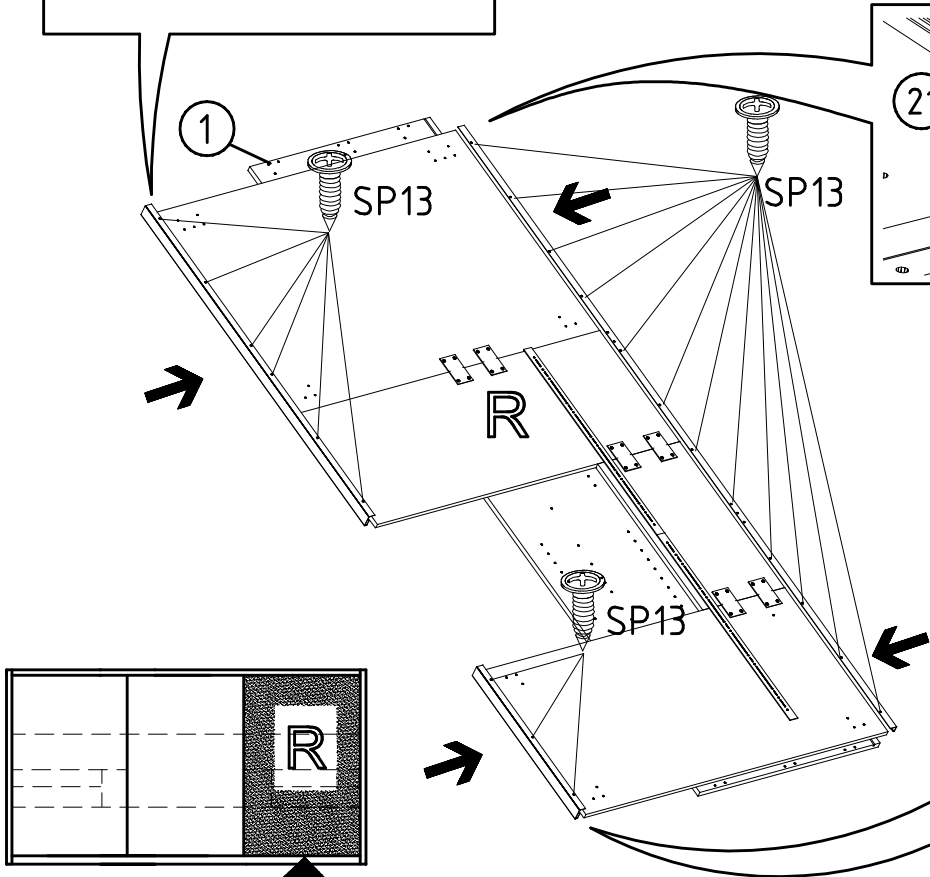
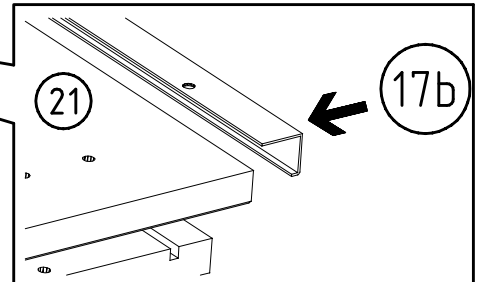
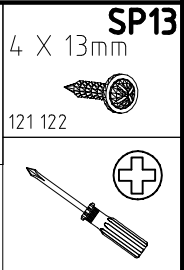
H5  
4 X 13mm  
SP13  
121 122



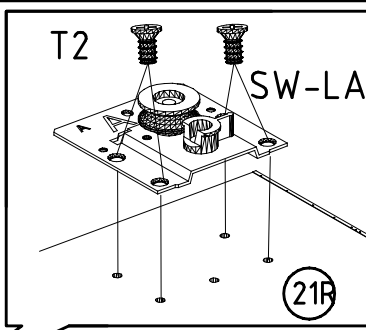
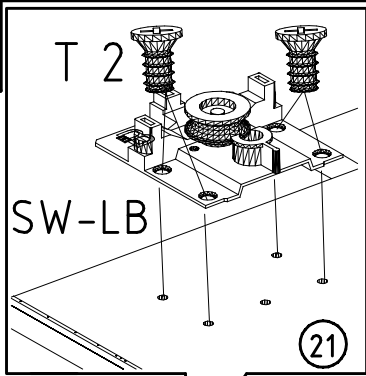
9



1x 218c 1x 217c 1x 17b  
4 X 13mm  
SP13  
121 122


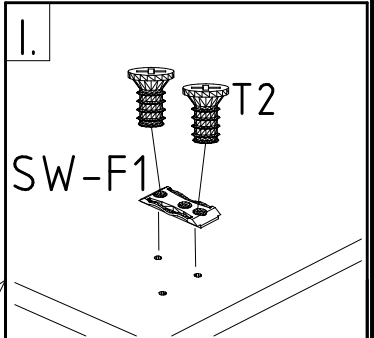
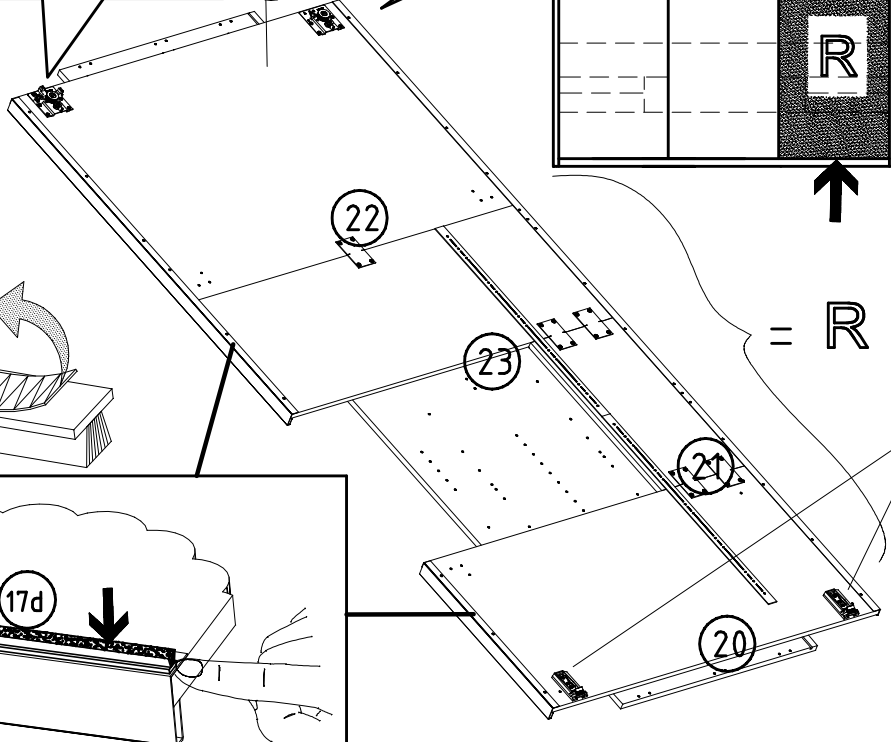
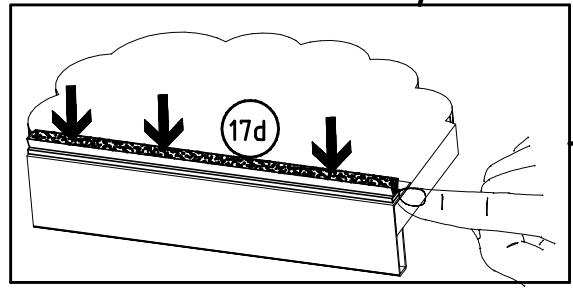
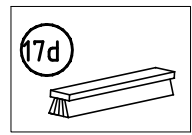


10

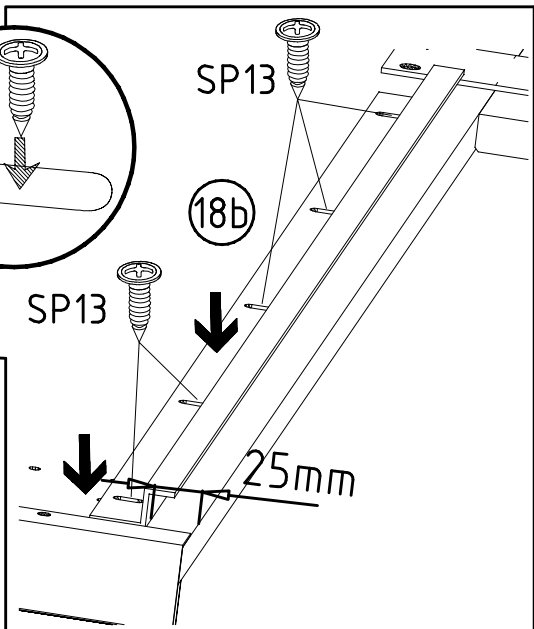
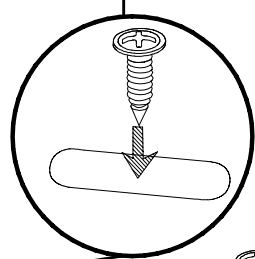
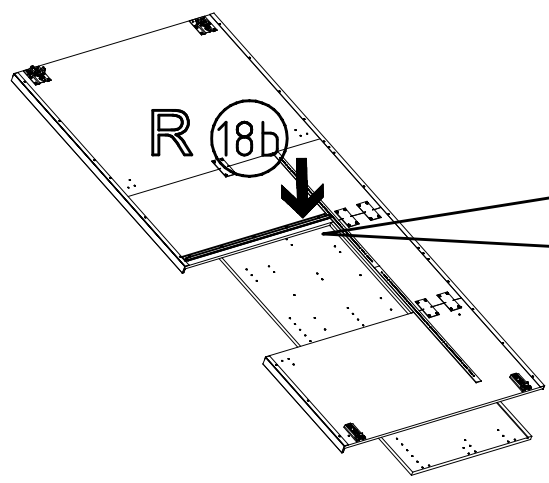


SW-F1 	SW-LA  LA12117
SW-F2 	SW-LB  LA12116
	6,3 x 10,5 mm T2 

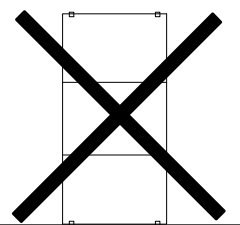
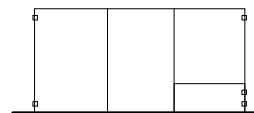
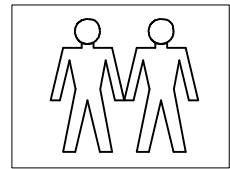

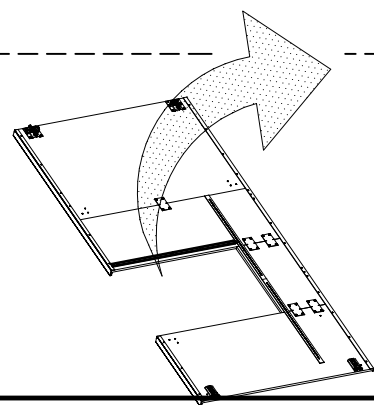
111 030



11



SP13  
4 X 13mm  
  
121 122



12

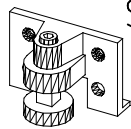
3,5 x 15 mm

G1



121 370

S0


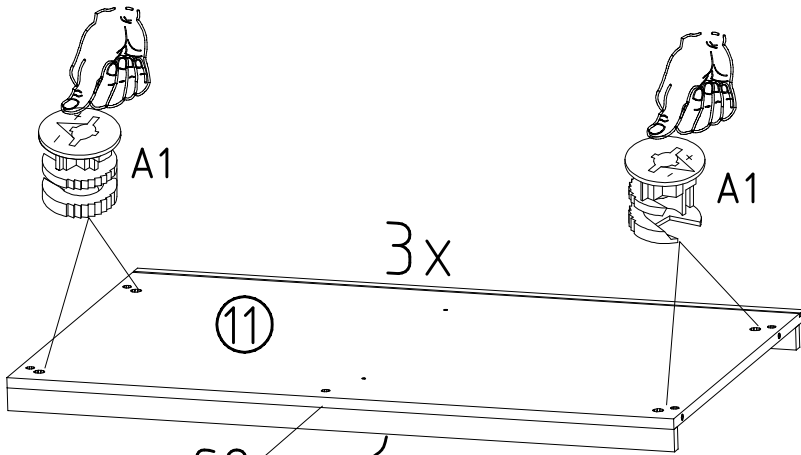


111 300

A1



111 149



13

A1

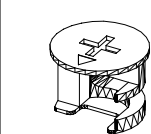
111 149



A1

3x

13

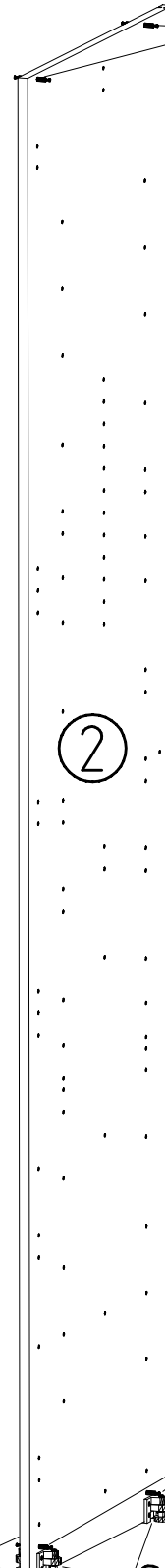


A1

14

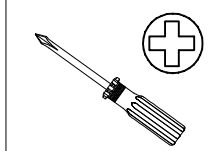


F3

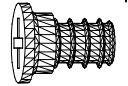


2

2x



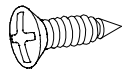
6,3 x 10,5 mm T1



112 055

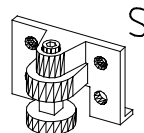
3,5 x 15 mm

G1



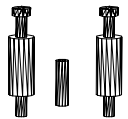
121 370

S0



111 300

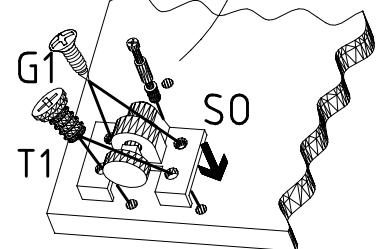
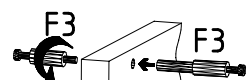
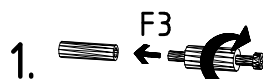
F3



S0

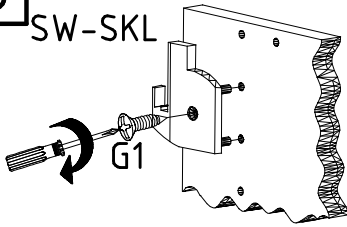
S0

F3

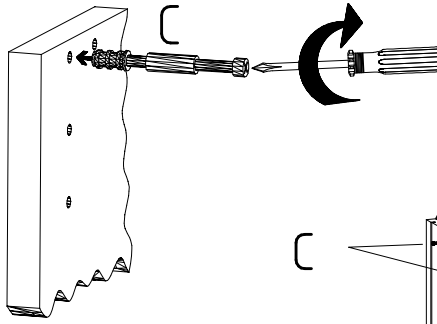



15

SW-SKL

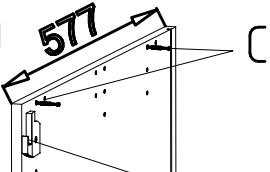
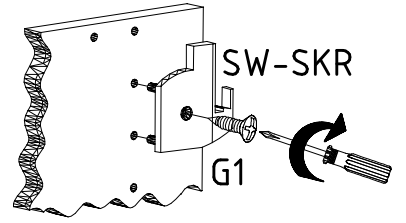


577



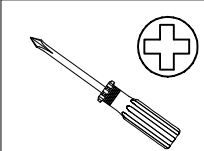
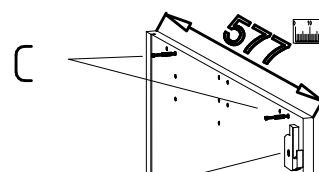
SW-SKR

G1

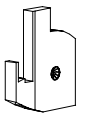


SW-SKL +G1

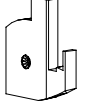
SW-SKR +G1



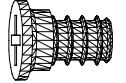
SW-SKL



SW-SKR

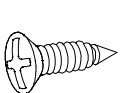


6,3 x 10,5 mm T1

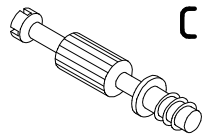


112 055

3,5 x 15 mm G1

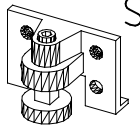


121 370



111 103

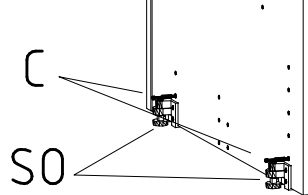
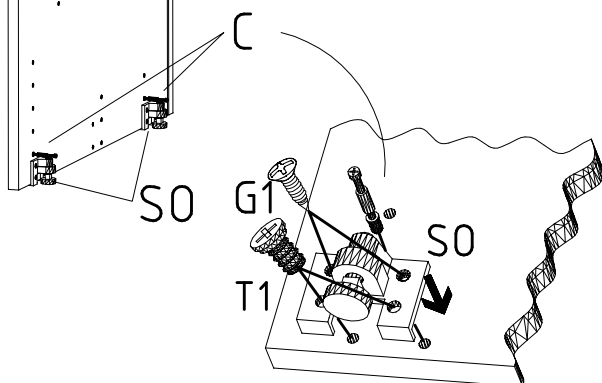
S0



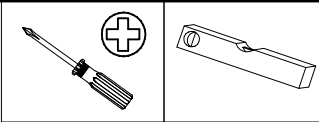
111 300

1

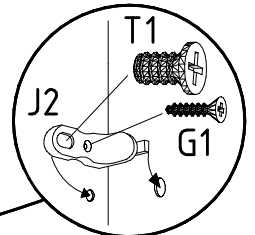
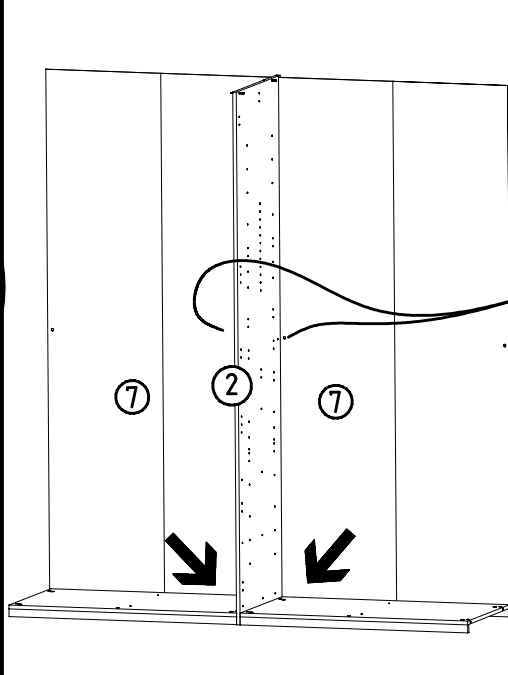
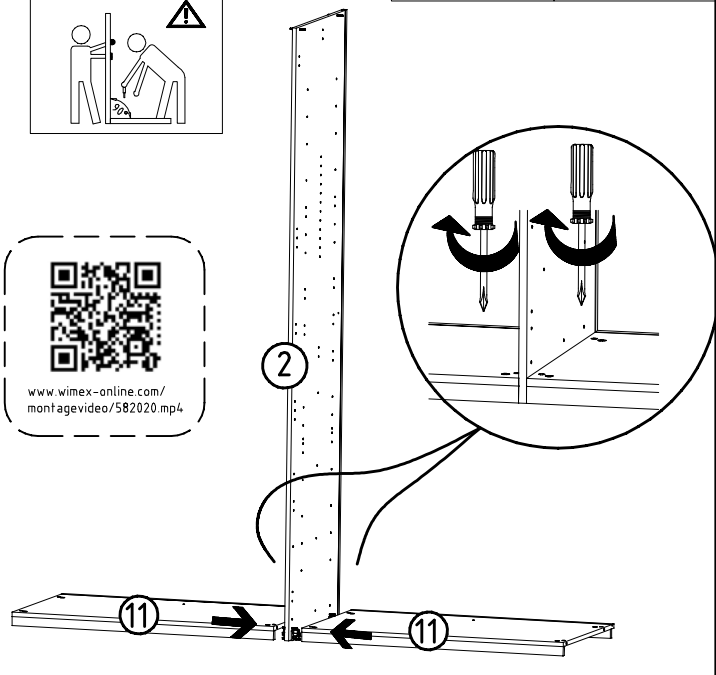

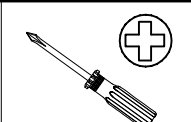
3



16



17



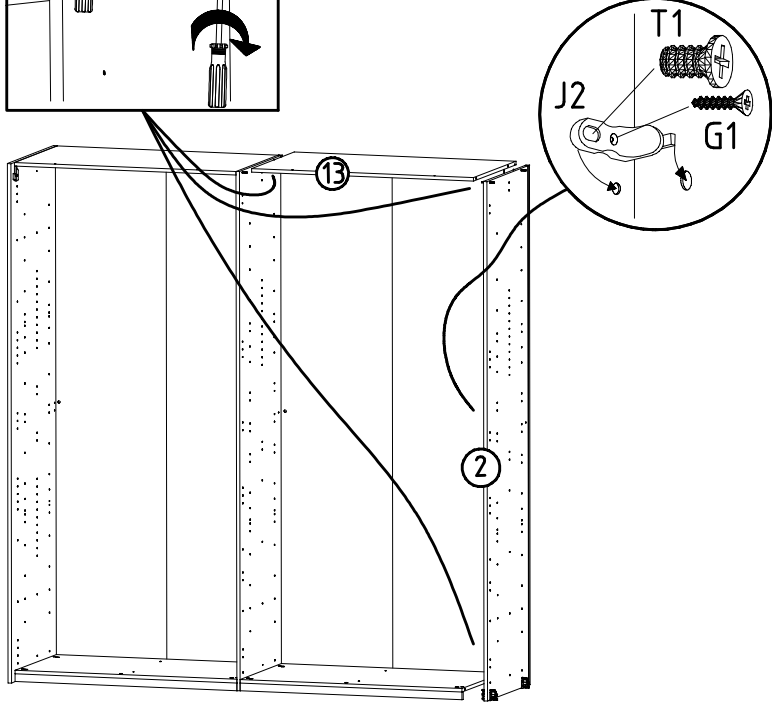
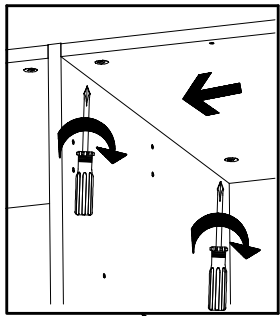
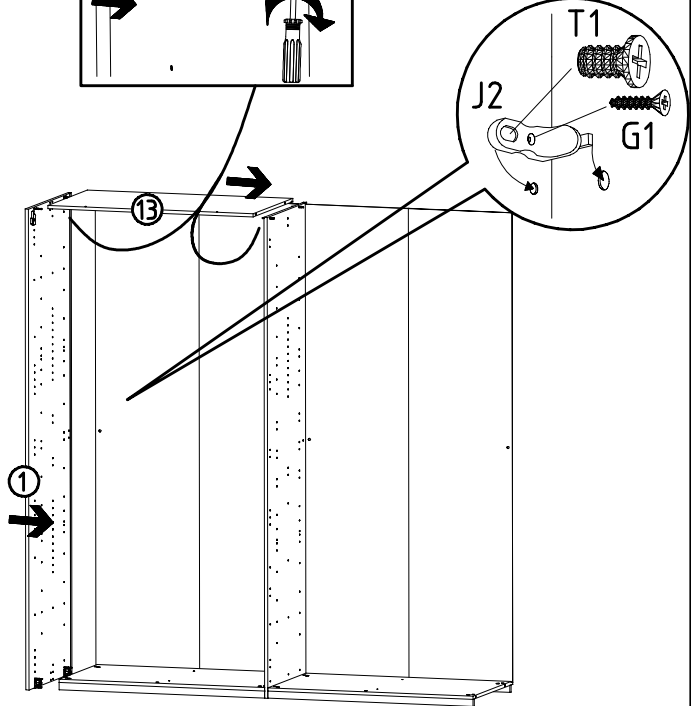
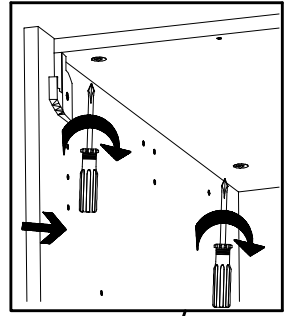
- 3,5 x 15 mm G1
- 121 370
- 111 611
- 6,3 x 10,5 mm T1
- 112 055

18

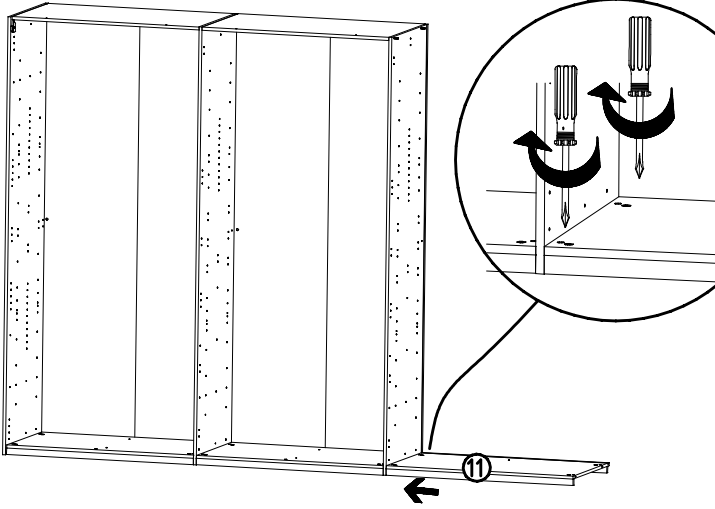
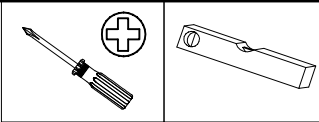
- 3,5 x 15 mm G1
- 121 370
- 6,3 x 10,5 mm T1
- 112 055
- 111 611

19

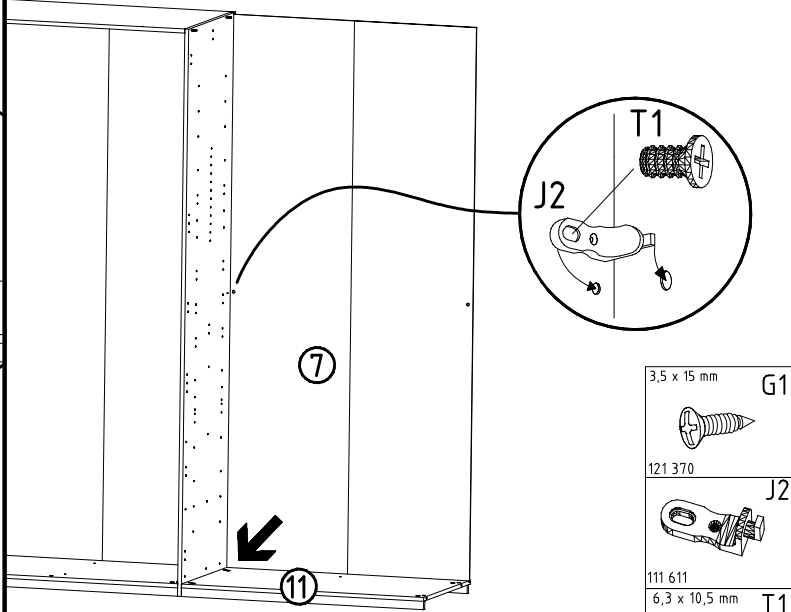
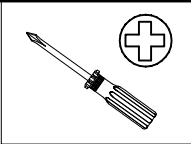
- 3,5 x 15 mm G1
- 121 370
- 6,3 x 10,5 mm T1
- 112 055
- 111 611



20

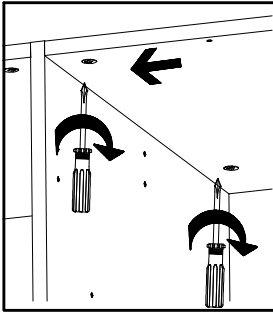


21

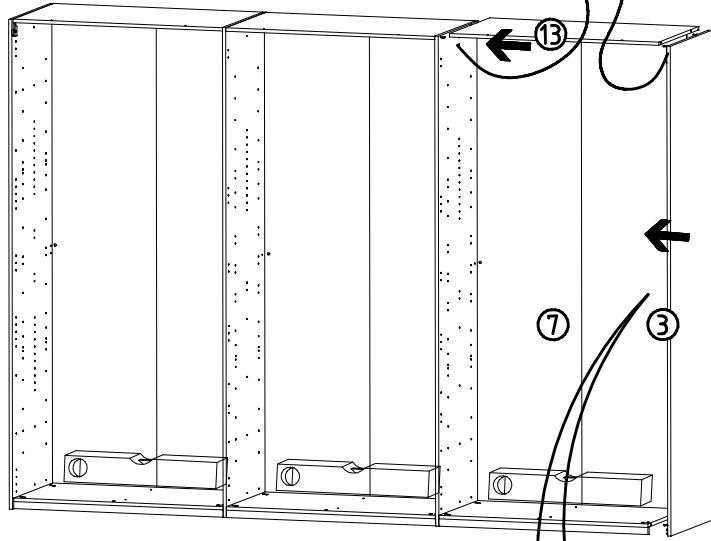


- 3,5 x 15 mm G1
- 121 370 J2
- 111 611 6,3 x 10,5 mm T1
- 112 055

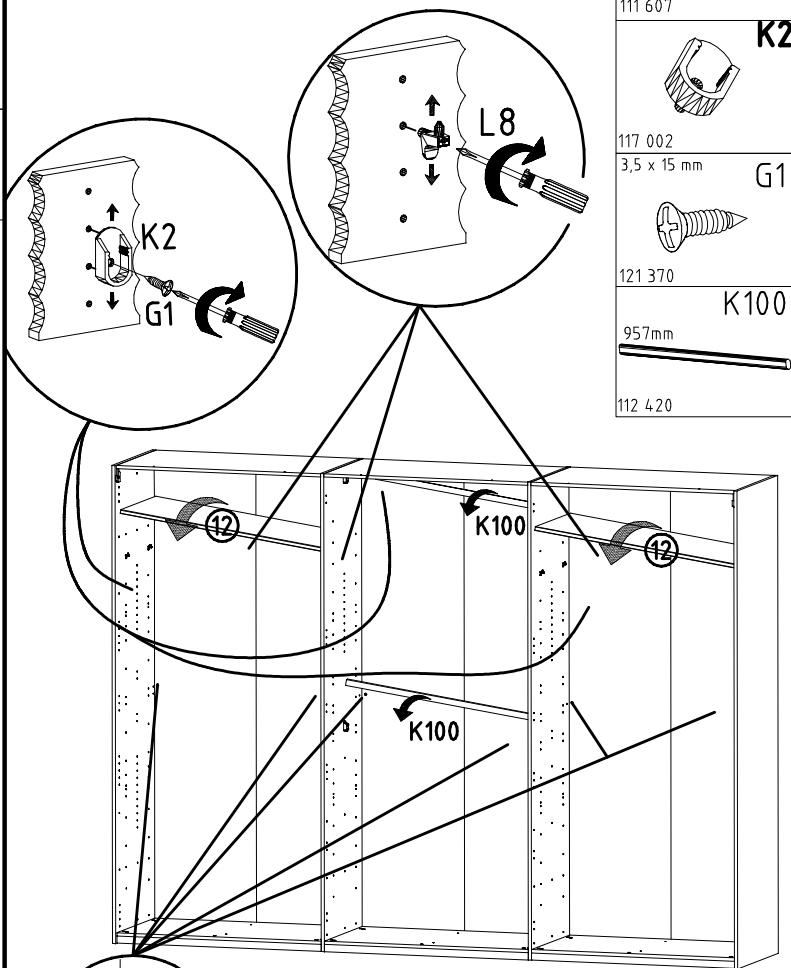
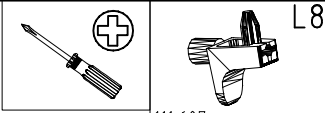
22



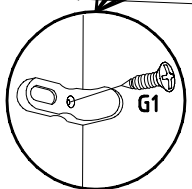
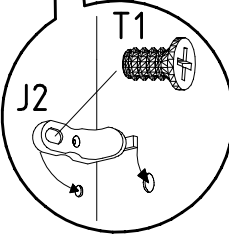
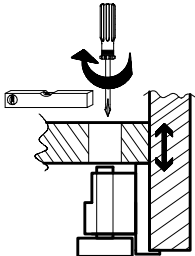
- 3,5 x 15 mm G1
- 121 370 J2
- 111 611 6,3 x 10,5 mm T1
- 112 055



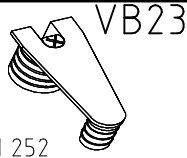

23



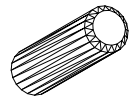

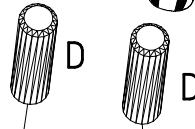

- L8 111 607
- K2 117 002 3,5 x 15 mm G1
- 121 370 K100
- 957mm
- 112 420



23

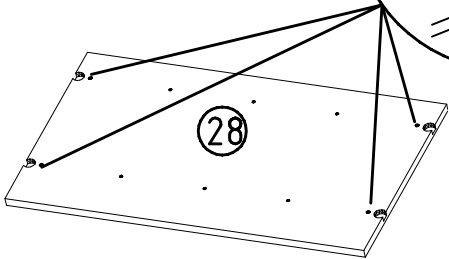
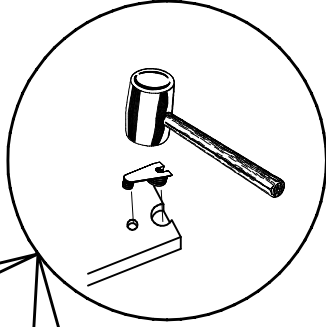


24

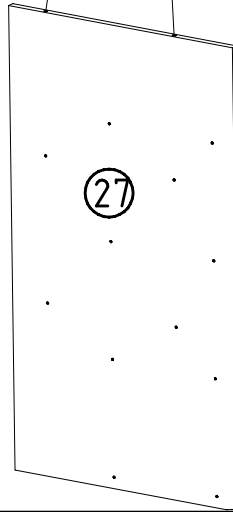


353 018  $\phi 8 \times 30$

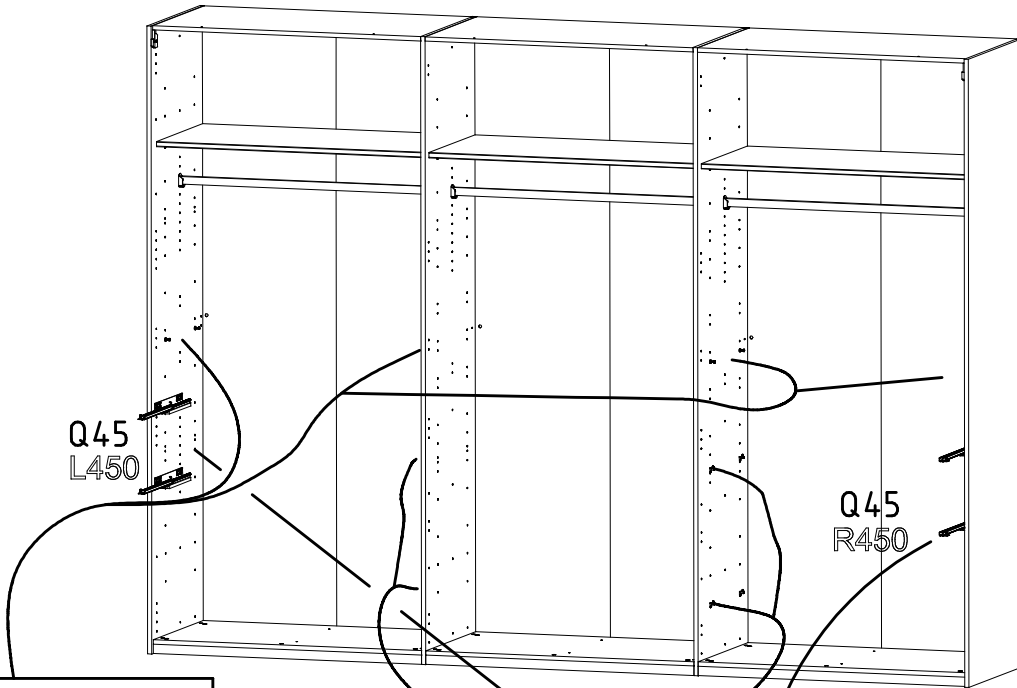
2x



2x

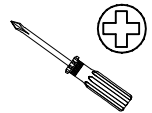


25

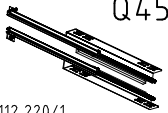


Q45  
L450

Q45  
R450



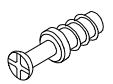
Q45



112 220/1  
M6 x 10 T3



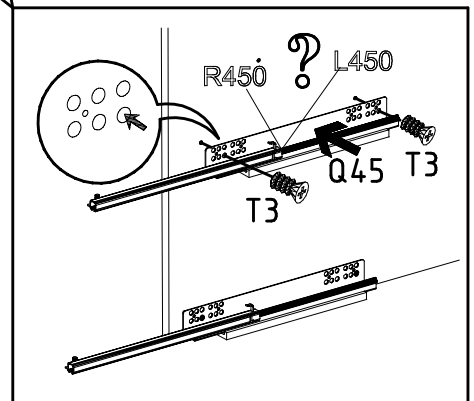
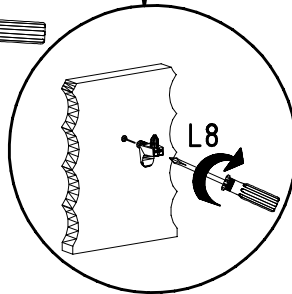
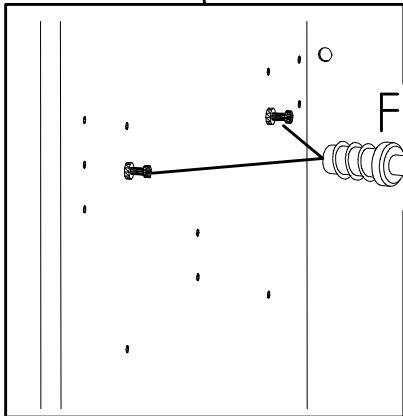
112 616 F



111 229 L8



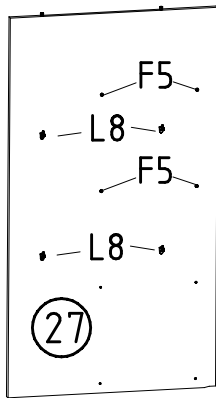
111 607



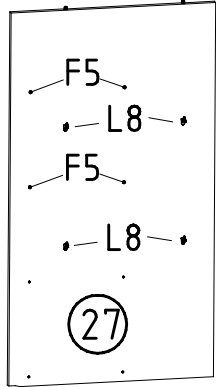
27

1x

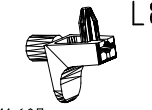
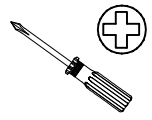

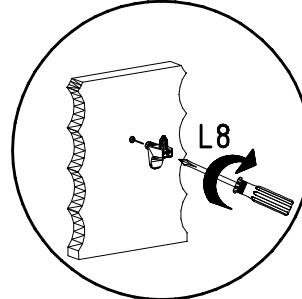
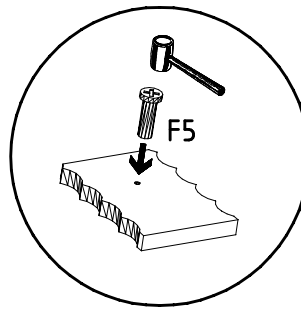
1x



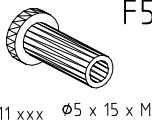
=27L



=27R

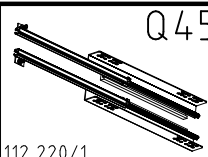
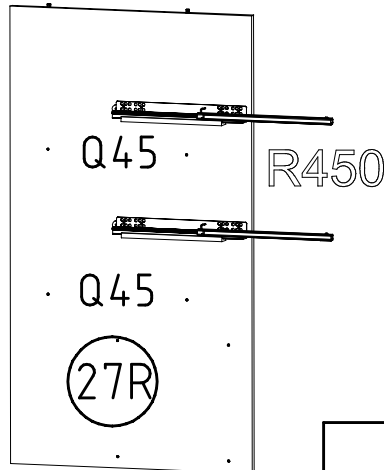
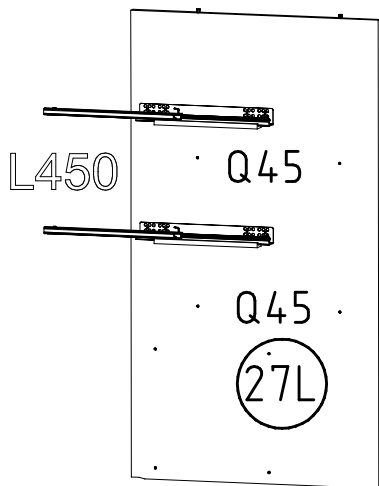
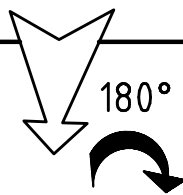
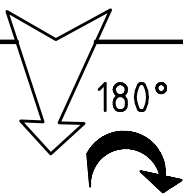


111 607

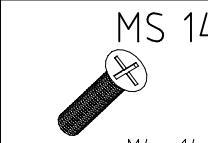
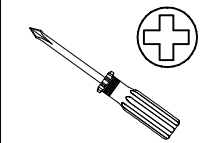


111 xxx ø5 x 15 x M4

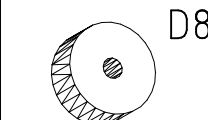
28



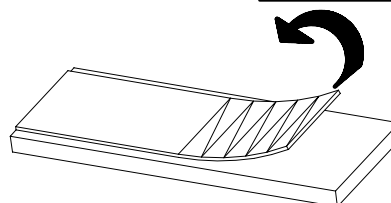
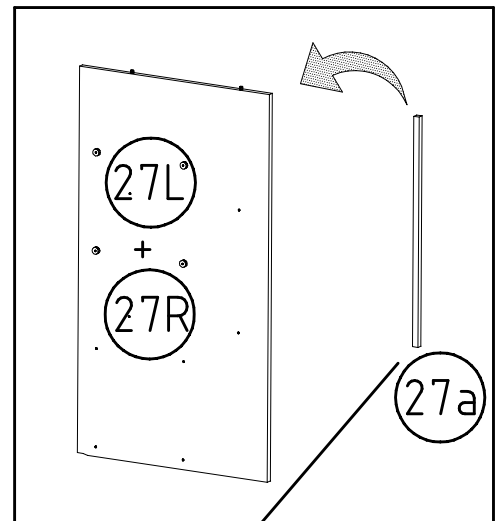
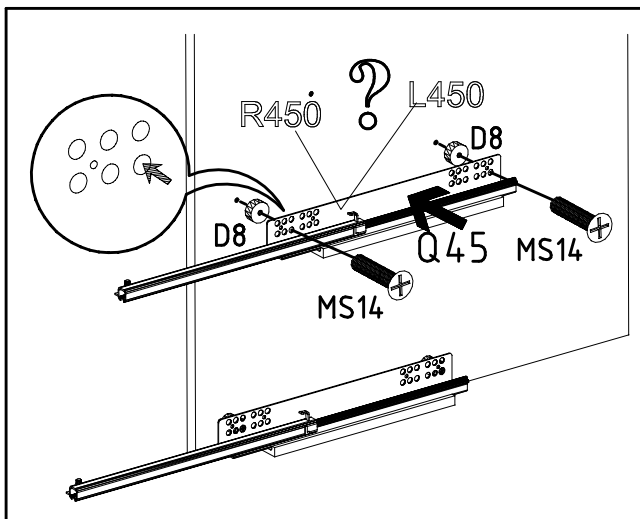
112 220/1



121 010 M4 x 14



111 152 ø18 x 8 x 4




980736

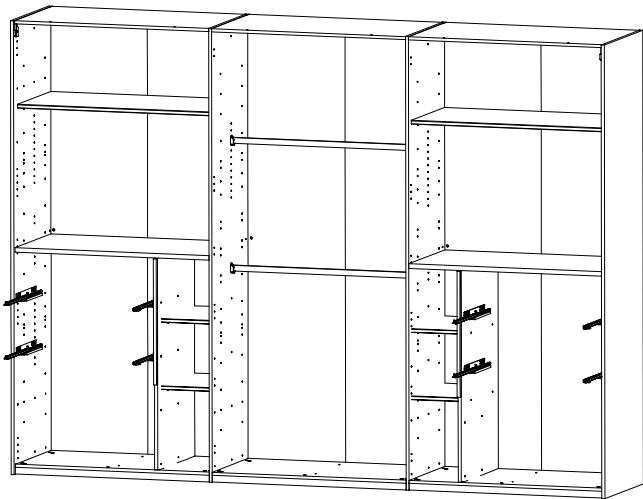
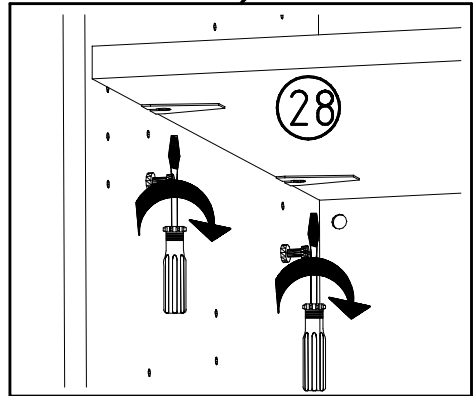
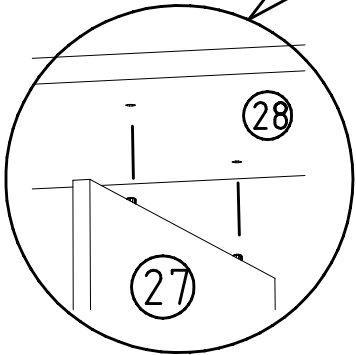
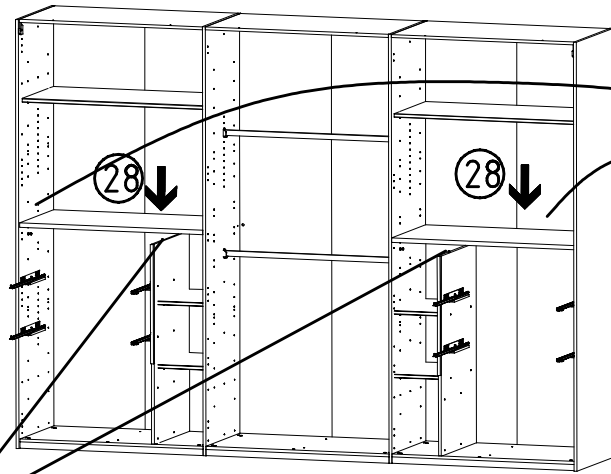
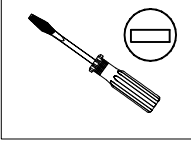
24.06.24 / 15.08.24

08 24/17/30

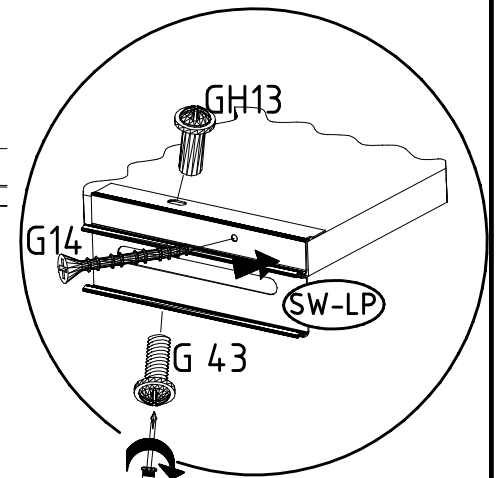
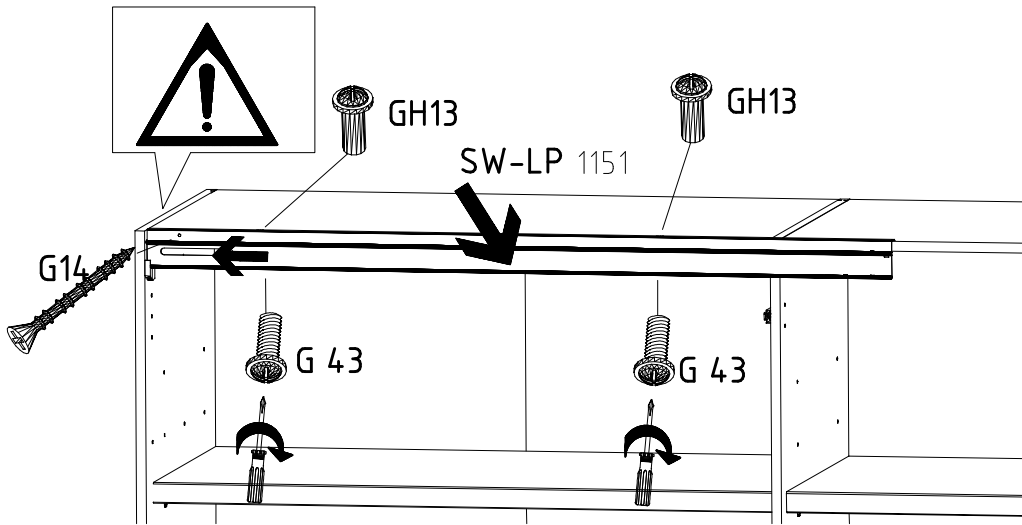
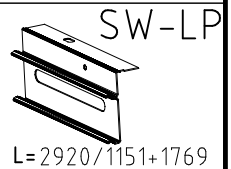
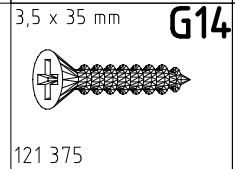
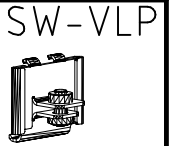
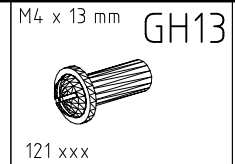
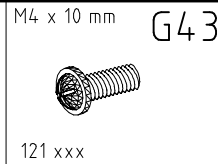
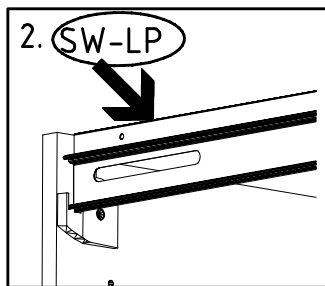
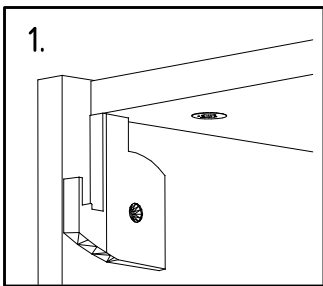
29



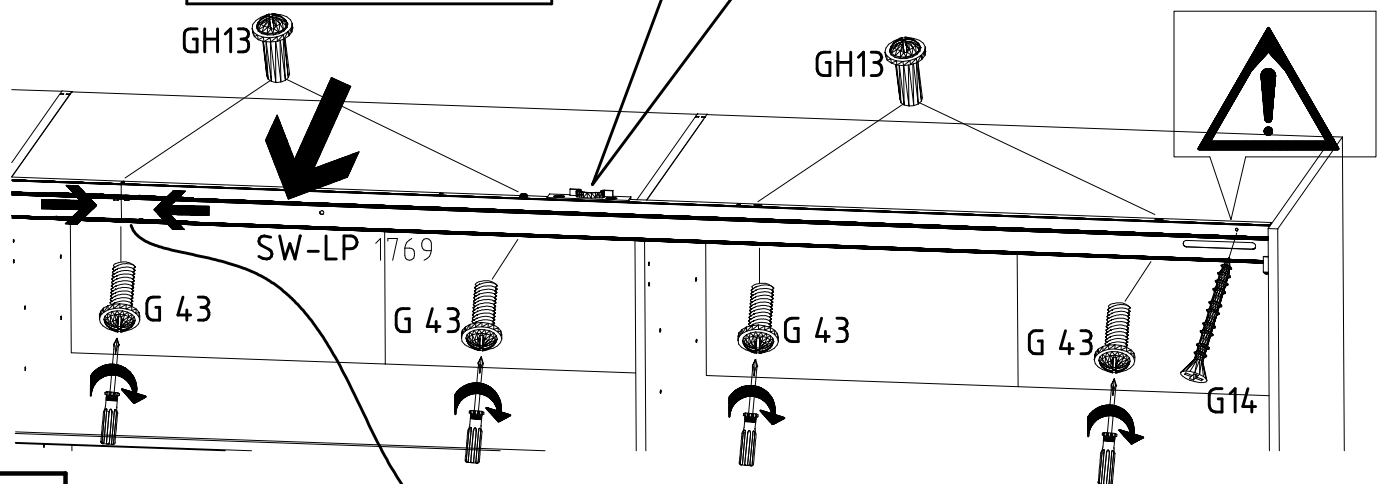
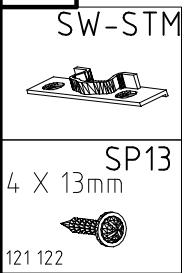
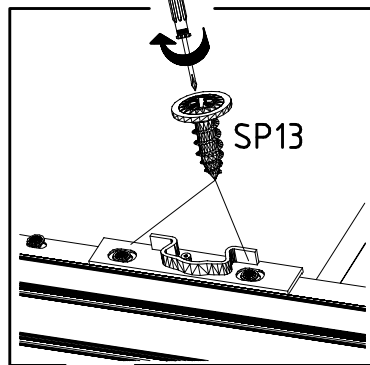
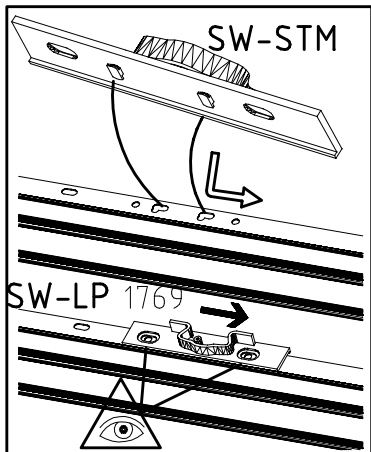
30



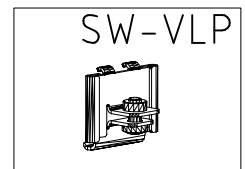
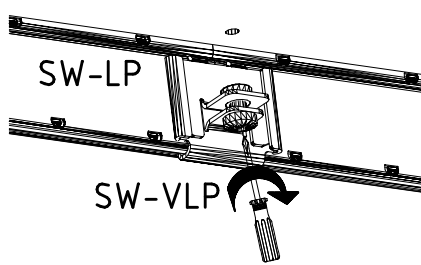
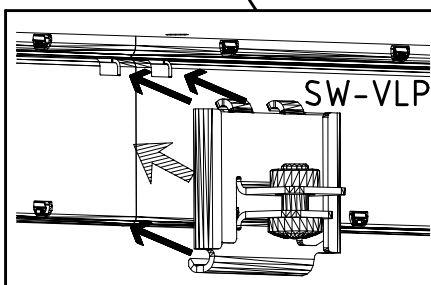
31

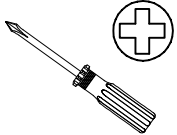

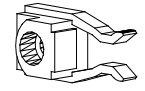

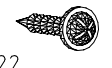



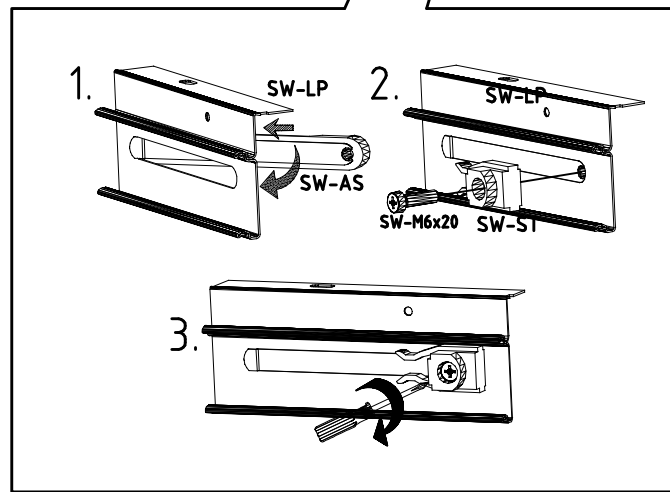
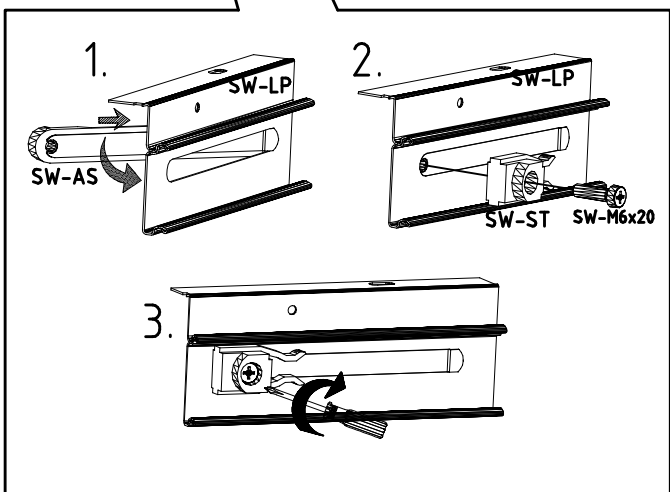
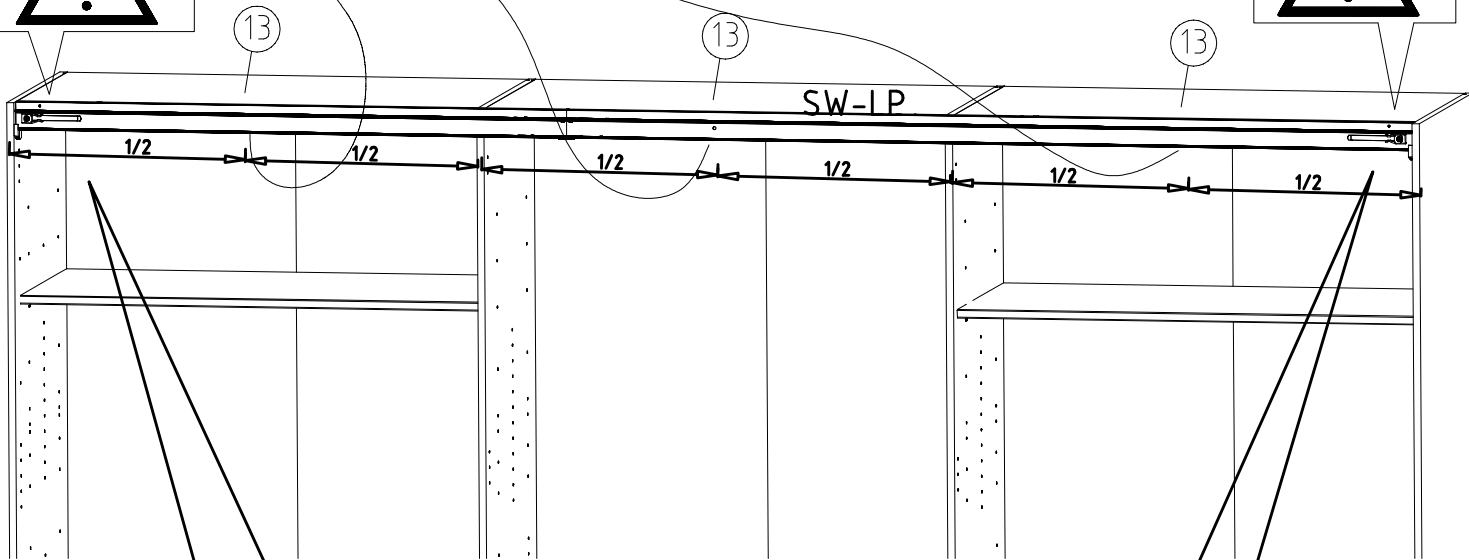
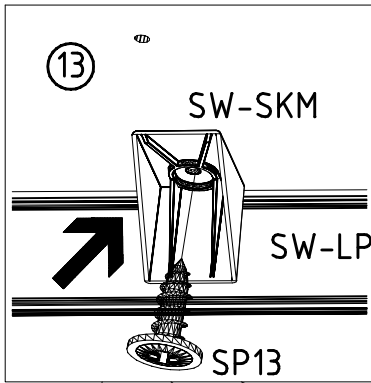
32



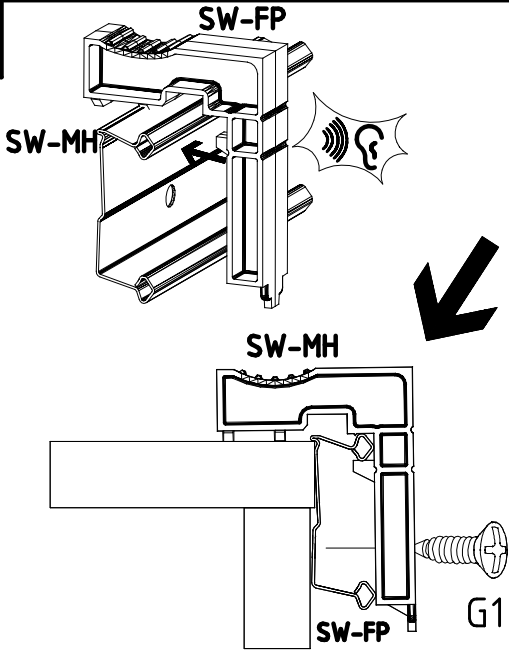
33



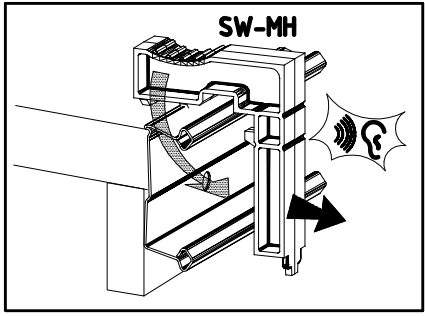
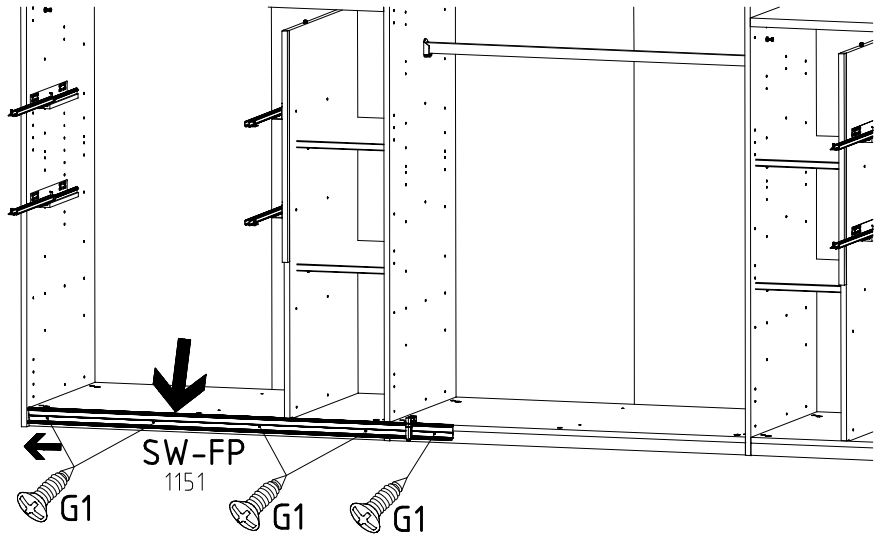
	SW-AS 	SW-ST 	SW-M6x20 	SP13 4 X 13mm  121 122
				SW-SKM 



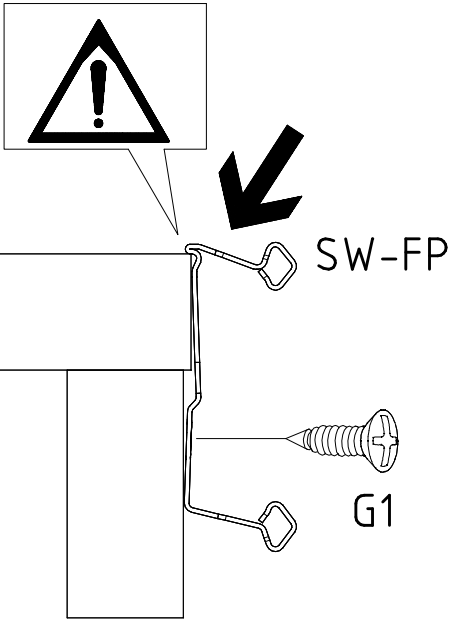
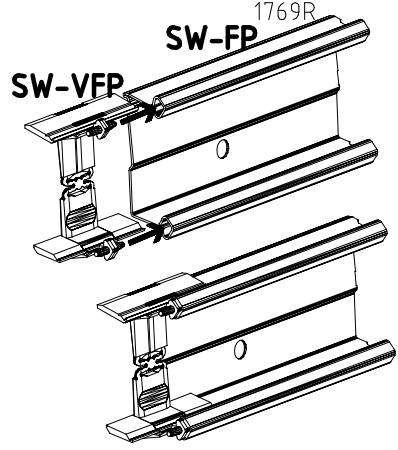
35



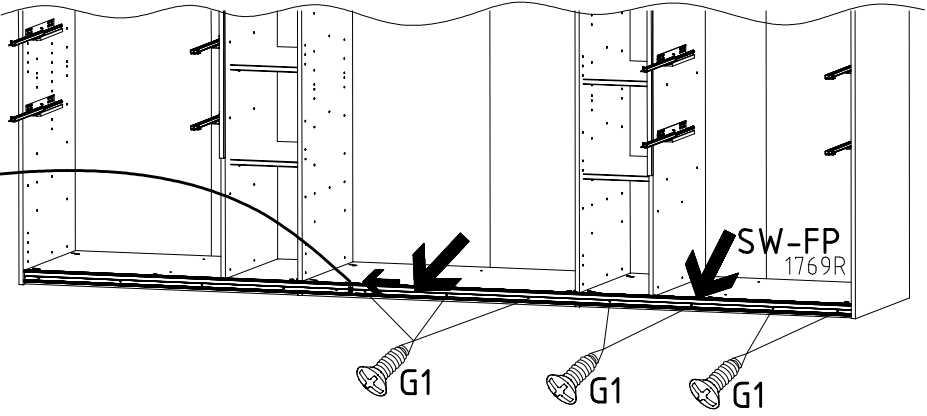
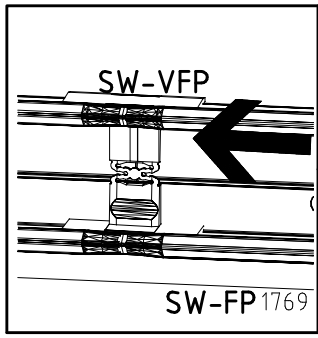
<p>SW-FP 3,5 x 15 mm G1</p> <p>L=2920/1151+1769R 121 370</p>		
--	--	--



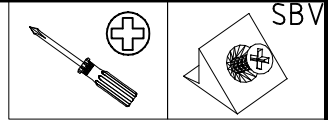
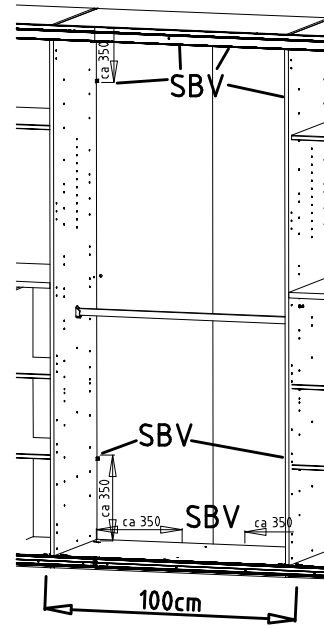
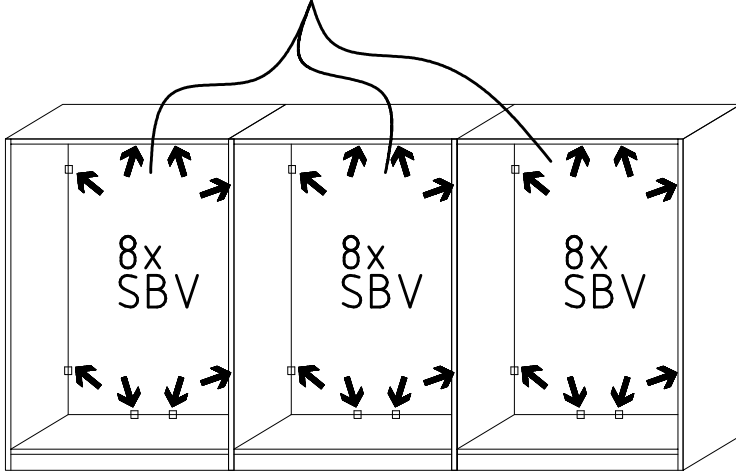
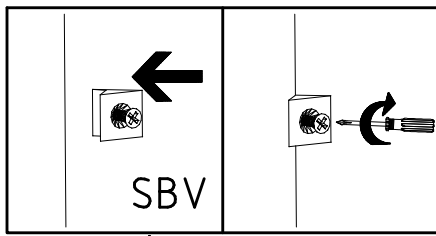
36



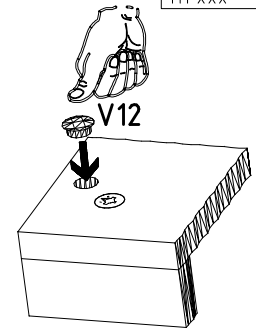
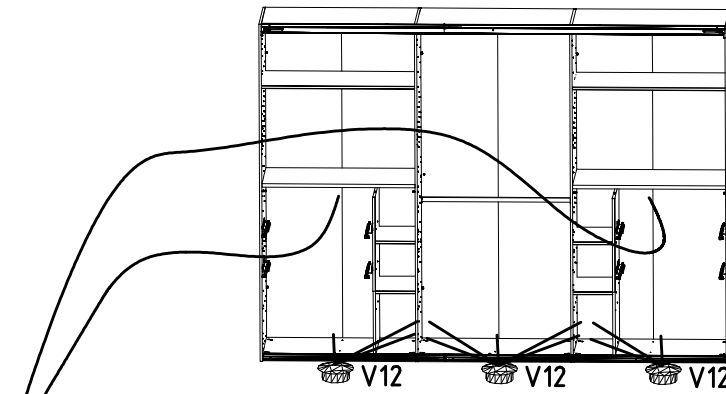
37



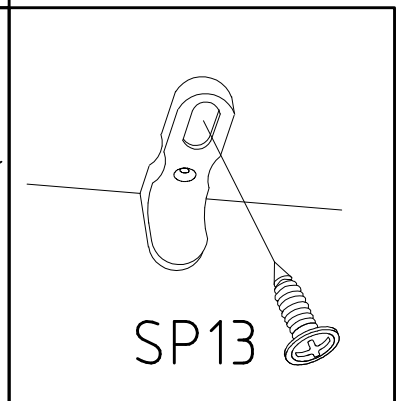
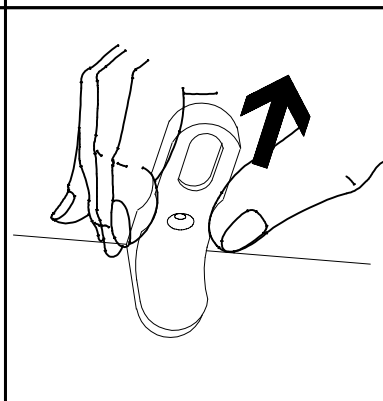
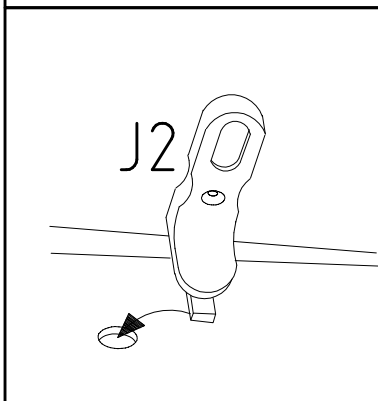
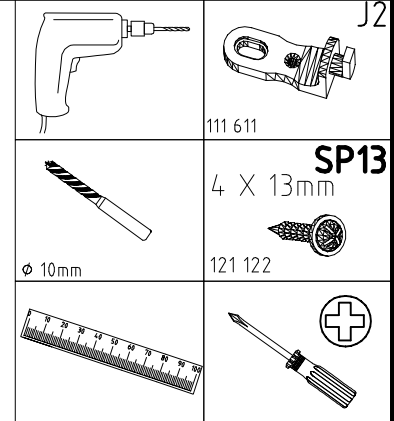
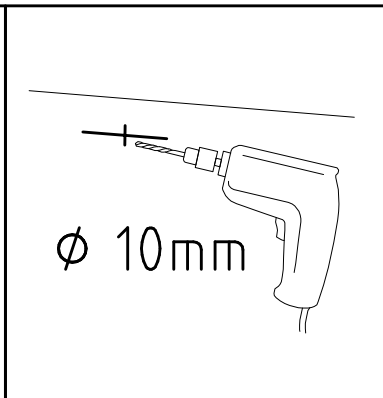
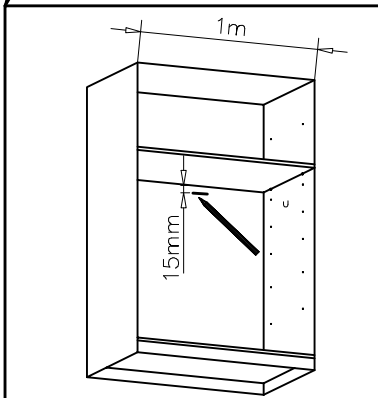
38




39



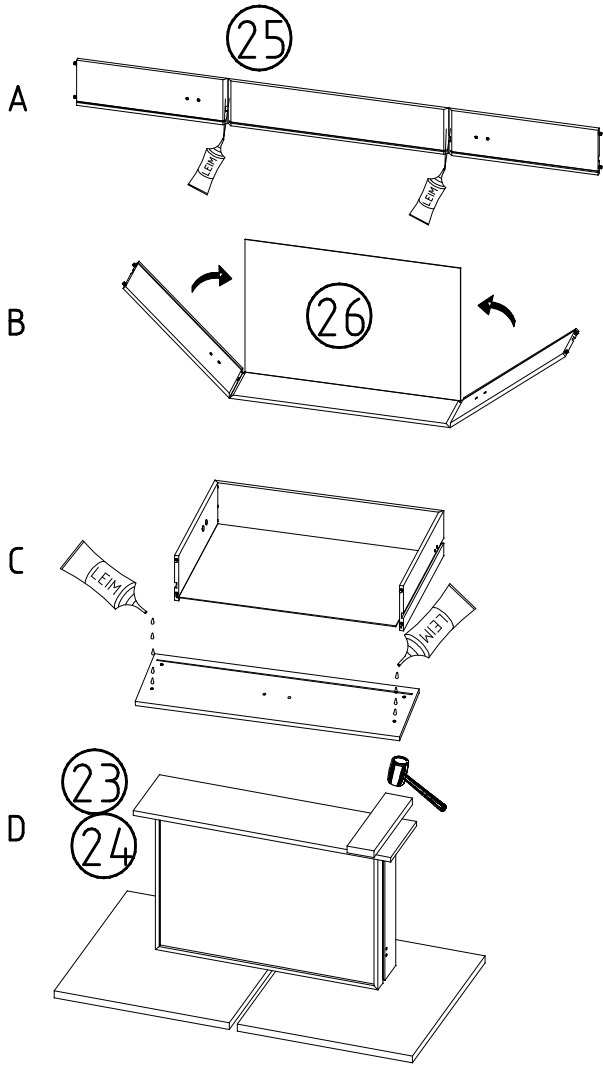
40



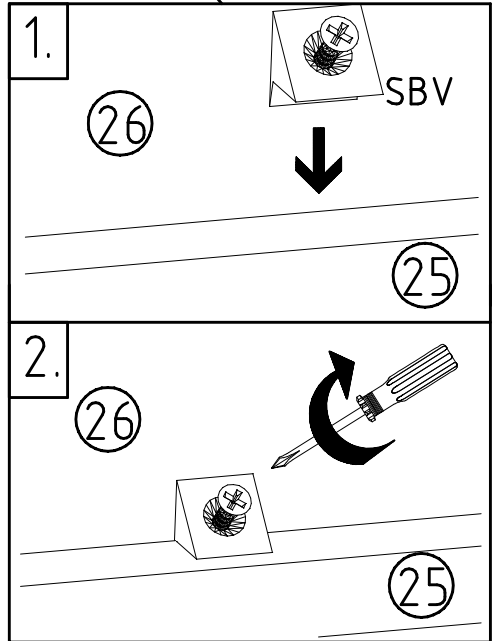
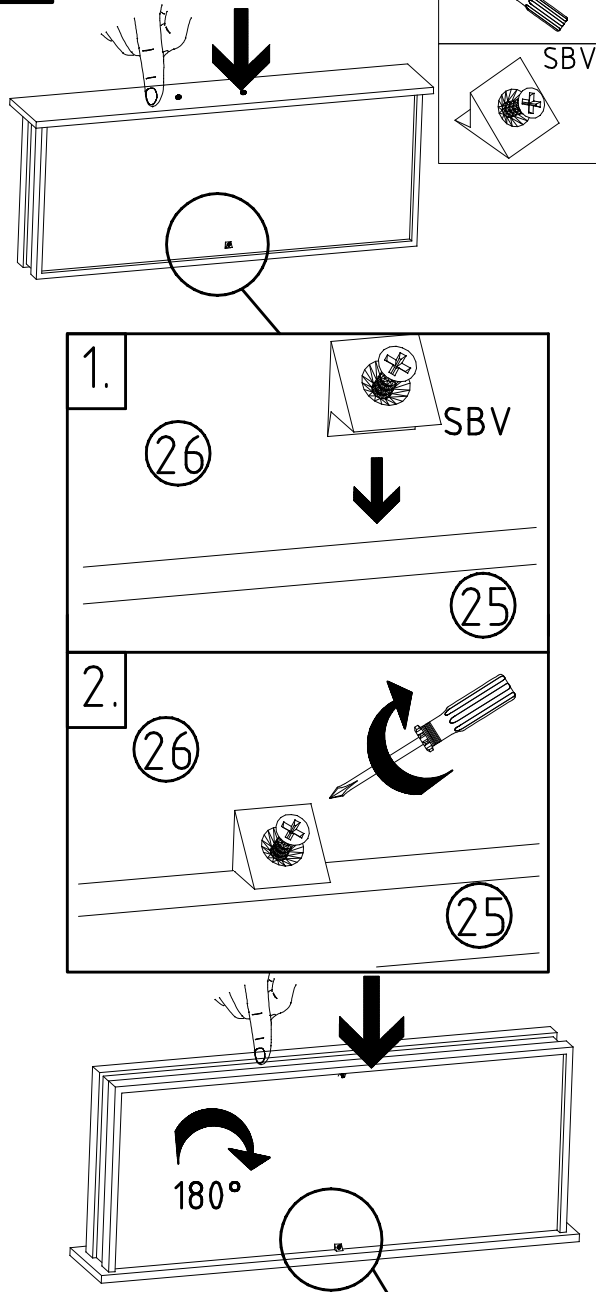
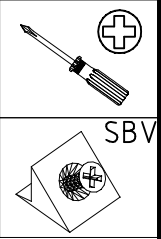
41



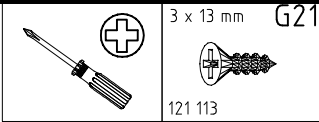
163 007



43


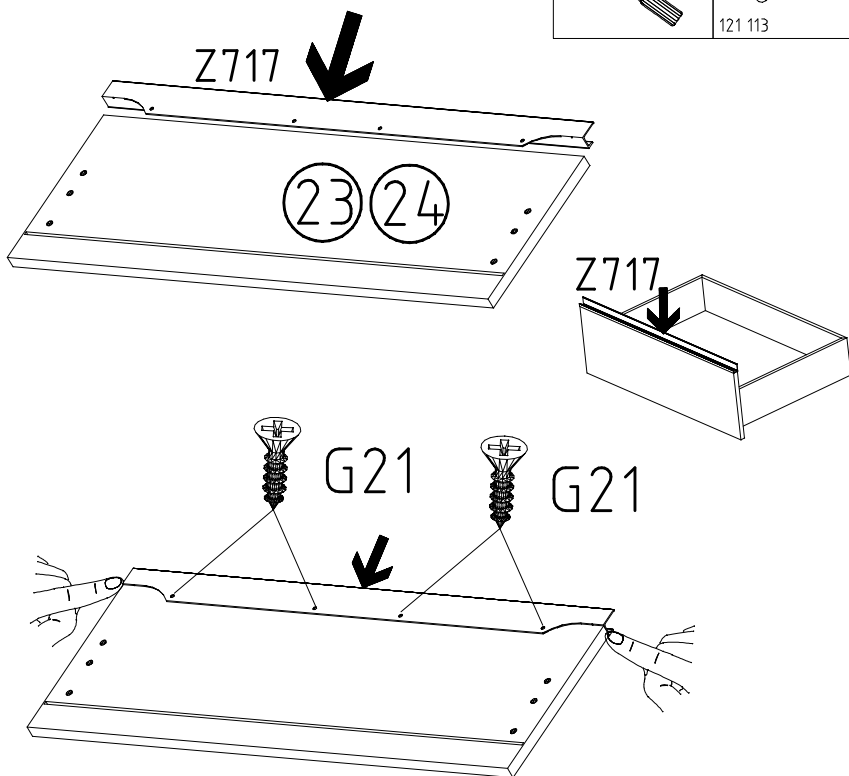


42



3 x 13 mm G21

121 113



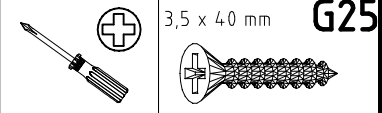
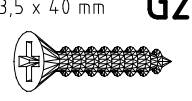
980736

24.06.24 / 15.08.24

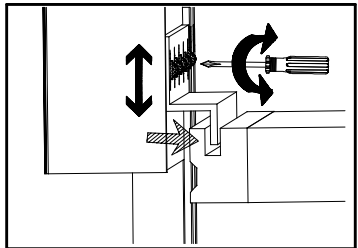
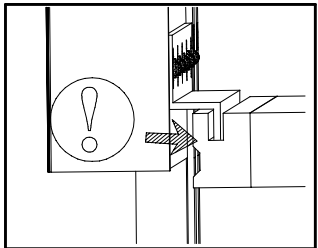
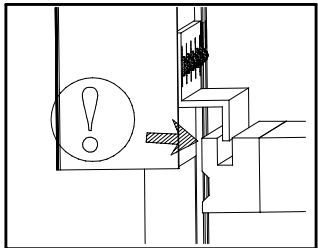
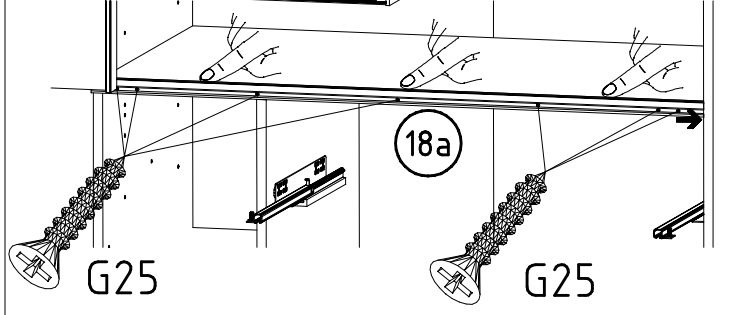
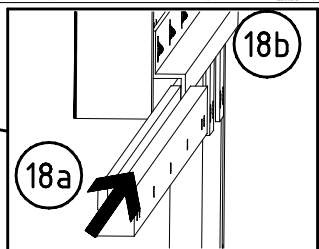
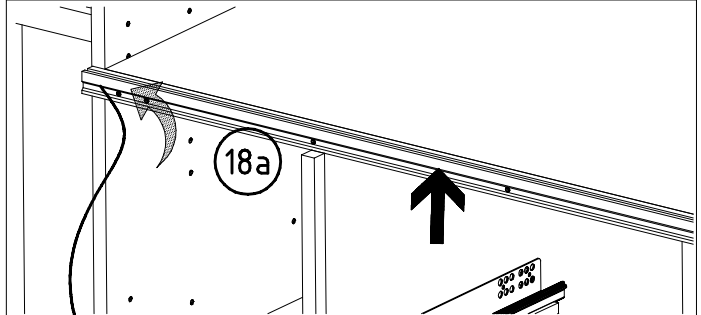
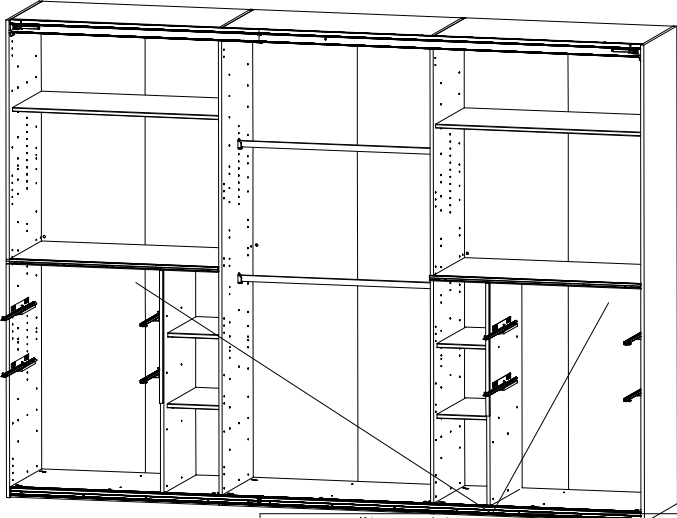
08 24 23/30

44

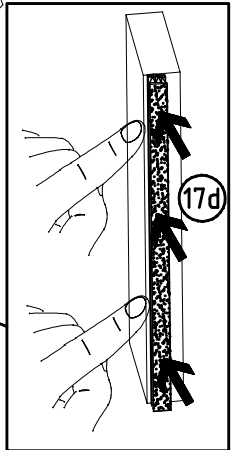
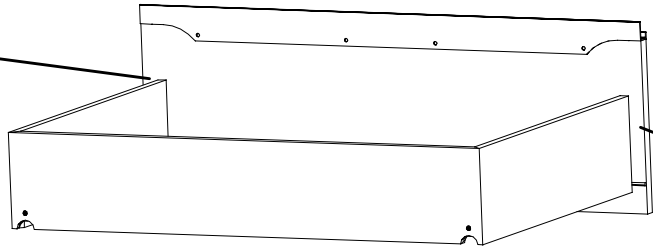
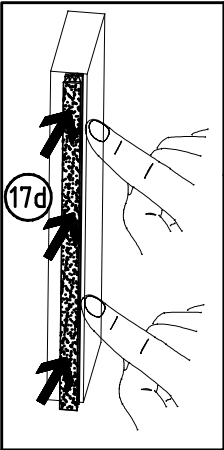
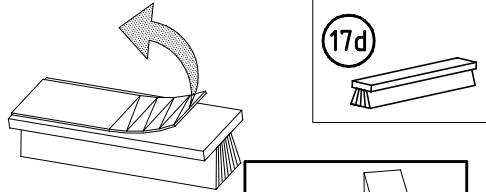
3,5 x 40 mm **G25**

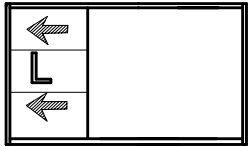
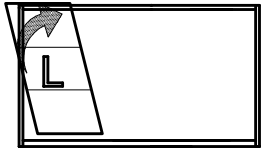

121 374



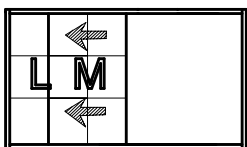
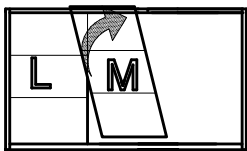
45



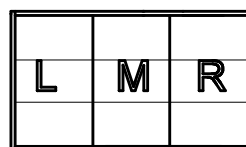
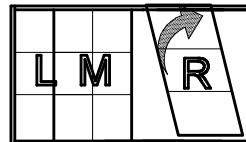
46



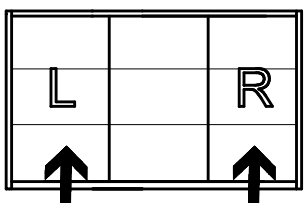
47



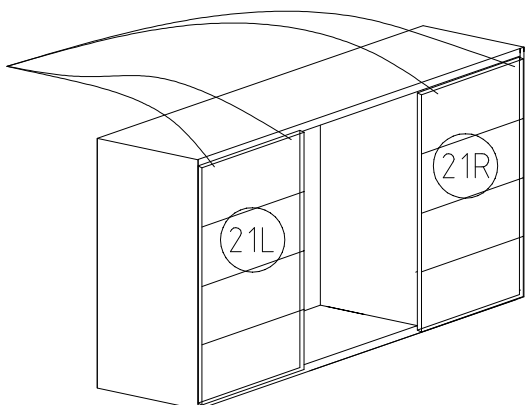
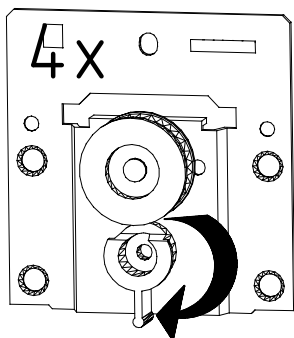
48



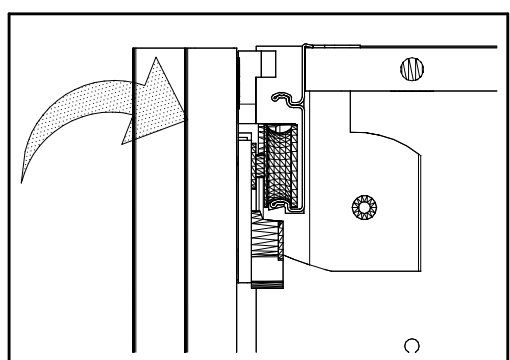
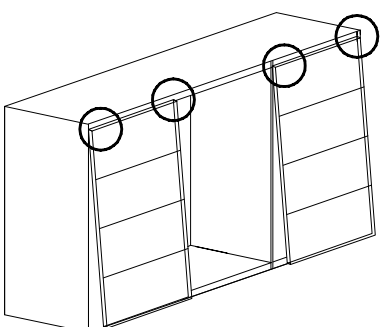
46 + 48



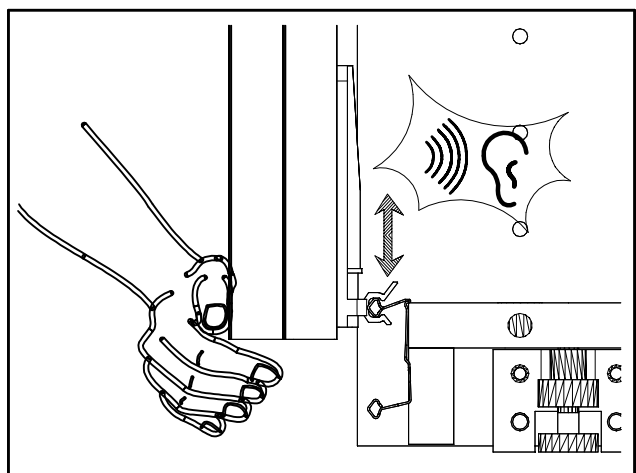
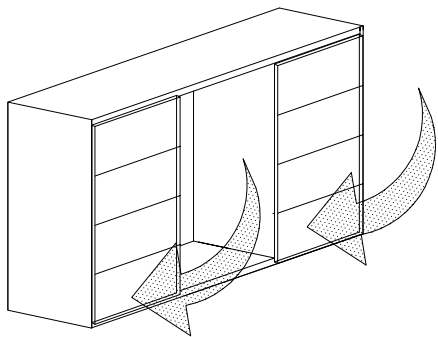
I.



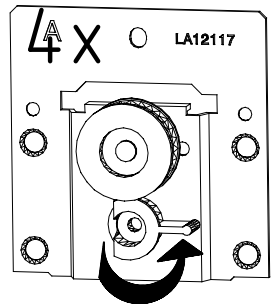
II.



III.

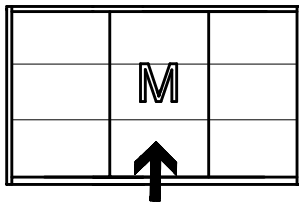
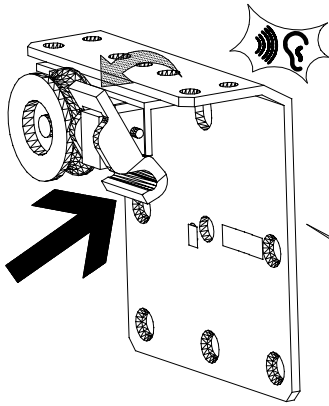


IV.



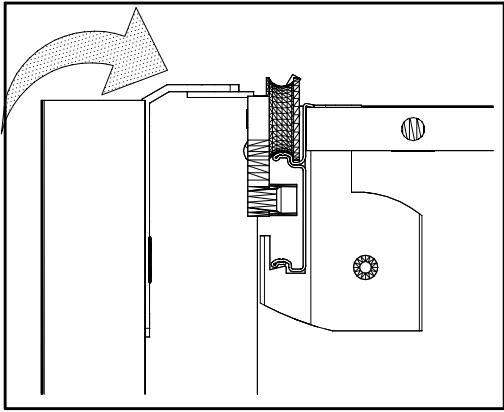
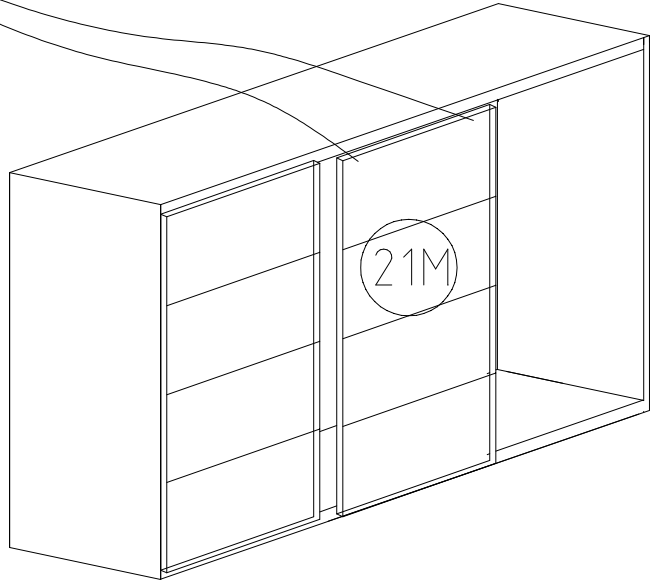
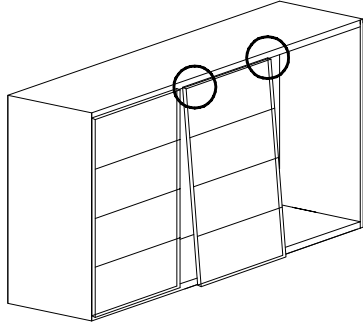
47

I.

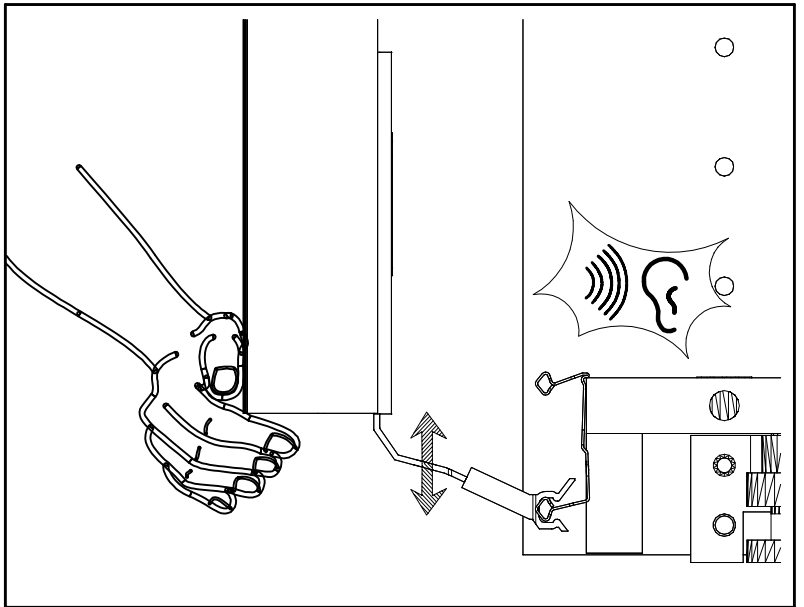
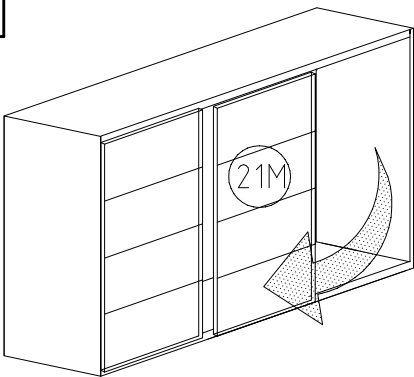


2x

II.

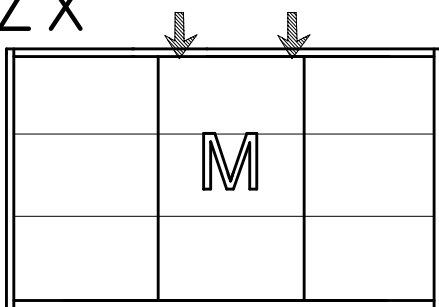
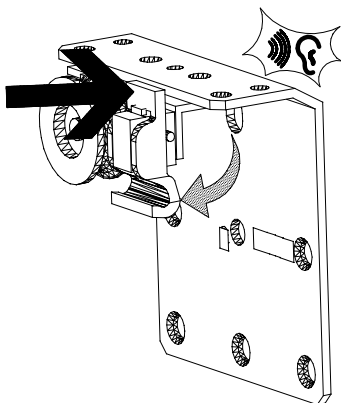


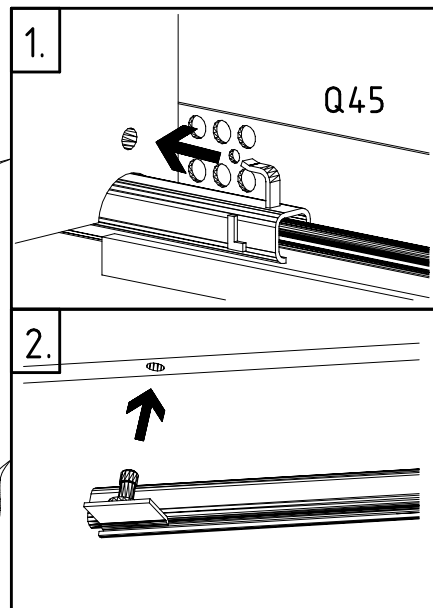
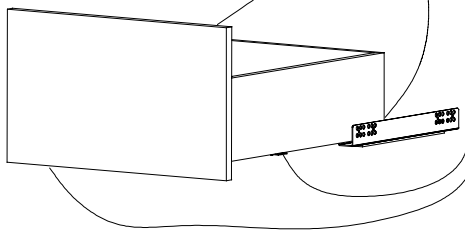
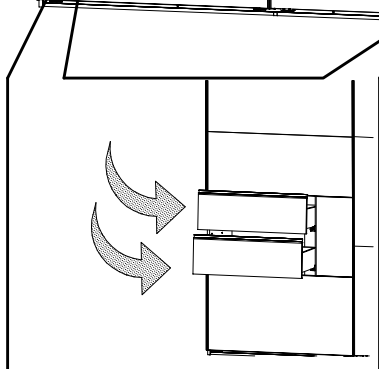
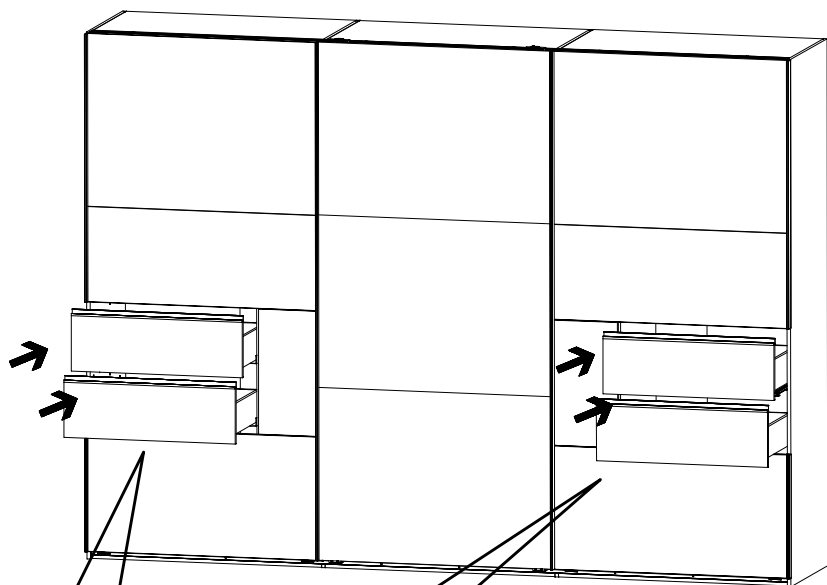
III.




2x

IV.

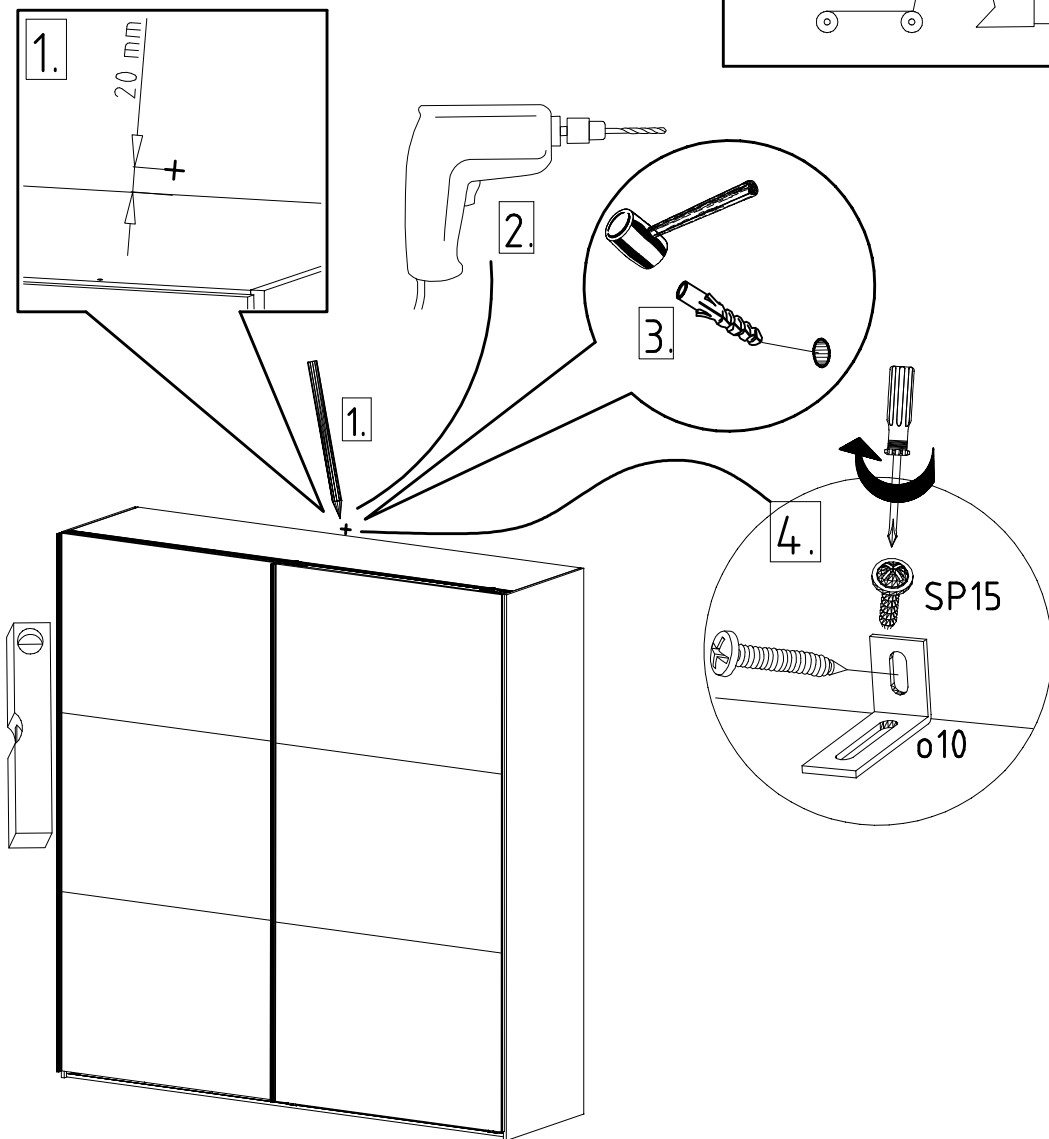
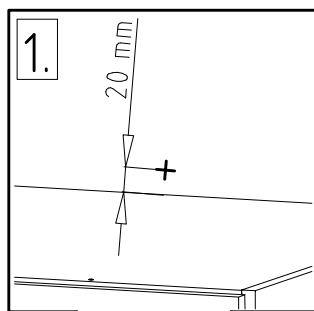



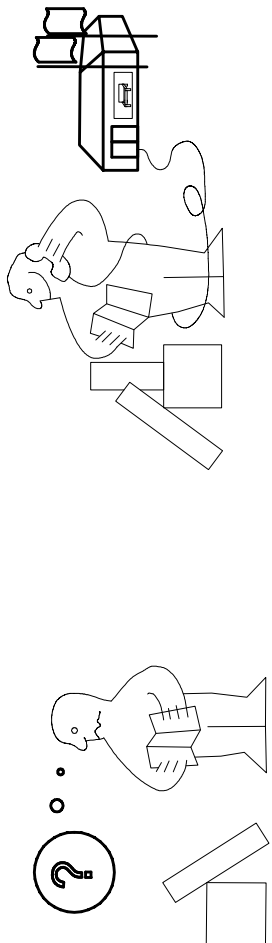
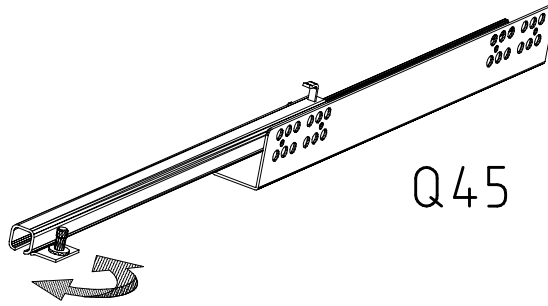
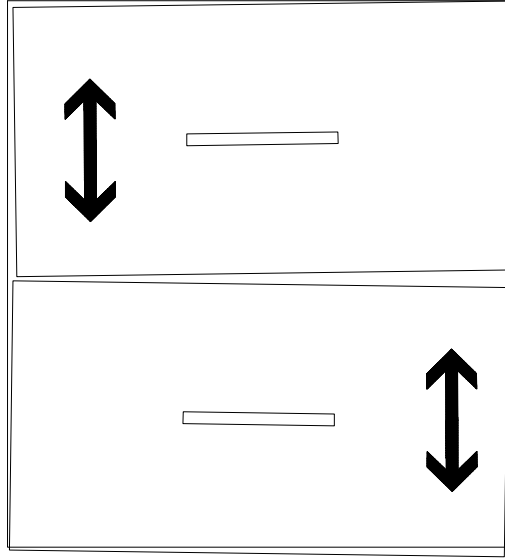




SP15  
4 X 15mm  
121 120

o10  
111 052

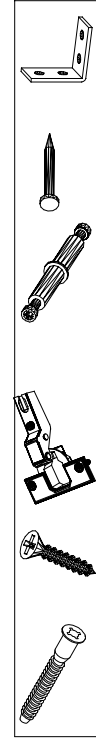




Modell/Modèle

5

Illustration of a person writing on a box and another person thinking.



<121 370>	< G 1 >	<4x>

Änderungen die dem technischen Fortschritt geschuldet sind, behalten wir uns vor!  
 Bei nicht vorschriftsmäßiger und/ oder nicht fachmännischer Montage wird bei Personen- und/ oder Sachschäden keinerlei Haftung übernommen.

made by

WIMEX Wohnbedarf Import Export Handels GmbH & CoKG/ Postfach 1407/ 49112 Georgsmarienhütte/ Germany

23203	30110XY
Kunde / Customer / Client: MAX MUSTERMANN	
Kommission / your order reference / votre reference: 3377 MINDEN	
Dekor / Decor: F99	
Modell / Model: <b>SAMPLE</b>	
F99842 SCHWELTUEBENSCHRANK 250 CM H 216CM PLANKENEICHE NB + RAU STEEL PLANKENEICHE NACHBILDUNG	
414760	
SOCKEL	
Paket / Package / Paquet: 1 von 8	Colli / Commission: 10
HSP-SWT BOD 50 TEXT/TEX SOCKEL 32 FRESH TV / TV: 104	
SO-BOB TEXT RASTEX / ZWBOD D18MM 1X KLSTA	
Montage - Anleitung: KS-64	Laenge / Length: 520,0
	Breite / Width: 568,0
SOCKEL32 KLEB	



104 OBEREN 5 30/19 HAUT ROYEN 11. ABOVE OBEREN

23.08.19



**WIMEX Wohnbedarf**  
 Import Export Handelsges mbH & Co. KG  
 Werner-von-Siemens-Str. 35  
 D-49124 Georgsmarienhütte - Germany

**SAMPLE**      **23.08.19**  
Modellname      Produktionsdatum  
Model      Date of manufacture

